




*PP016206.TIF LS650PG(E2) G 1986 / * PREFACE DU CATALOGUE **




*PP016077.TIF LS650PG(E2) G 1986 / * PREFACE DU CATALOGUE **



PP044784.TIF LS650PG(E2) G 1986 / * CHARTE COULEUR *



DP019944.TIF LS650PG(E2) G 1986 / CULASSE




Liste de pièces

DP019944.TIF LS650PG(E2) G 1986 / CULASSE

REF NO	PART NO	DESCRIPTION	QTY	KIT	NOTES
1	11100-24B06-000	CULASSE	1		
2	11115-44B70-000	GUIDE, VALVE IN	2	*	
3	11115-37470-000	GUIDE, VALVE EX	2	*	
4	09381-10003-000	CIRCLIP	4	*	
5	09206-08001-000	PIN 16X10	1	*	
6	09206-11011-000	DISCONTINUED	1	*	
7	09103-06064-000	BOLT	2	*	
8	09103-06103-000	BOLT (6X70)	1	*	
9	11178-24B00-000	JOINT	1		
10	11141-24B02-000	DISCONTINUED	1		
11	04211-13189-000	PIN 16X10	2		
12	11145-41B00-000	CAP, HEAD SEAL	1		
13	09108-08205-000	STUD BOLT (M8/12)	1		
14	09108-08206-000	STUD BOLT	1		
15	08316-10087-000	NUT	2		
16	09103-06026-000	BOLT (6X40)	3		
17	09103-06033-000	BOLT (6X125)	1		
18	09103-06052-000	BOLT 6X115	1		
19	09103-06064-000	BOLT	1		
20	09103-06085-000	BOLT (6X130)	1		
21	09103-06102-000	BOLT 6X55	1		
22	01550-06257-000	BOLT	2		
23	09159-09003-000	NUT	3		
24	09159-09004-000	NUT	1		
25	09168-10017-000	GASKET	3		
26	09168-10031-000	GASKET	1		
27	09168-06023-000	GASKET	5		
28	09482-00334-000	SPARK PLUG (NGK,DPR8EA-9)	1		
28	09482-00335-111	SPARK PLUG (ND,X24EPR-U9)	1		
28	09482-00354-000	SPARK PLUG (NGK,DPR7EA-9)	1		OPT
28	09482-00355-111	SPARK PLUG (ND,X22EPR-U9)	1		OPT
28	09482-00332-000	SPARK PLUG (NGK,DP8EA-9)	1		MODEL G E24,MODEL G/J E34
28	09482-00333-111	SPARK PLUG (ND,X24EP-U9)	1		MODEL G E24,MODEL G/J E34
28	09482-00352-000	SPARK PLUG (NGK,DP7EA-9)	1		MODEL G E24,OPT
28	09482-00353-111	SPARK PLUG (ND,X22EP-U9)	1		MODEL G E24,OPT
29	11171-24B04-000	ENJOLIVEUR	1		
30	11172-24B04-000	ENJOLIVEUR	1		
31	11272-24B01-000	CUSHION, HEAD COVER CAP, LH	1		
32	11273-24B00-000	CUSHION, HEAD COVER CAP	3		
33	01550-06207-000	BOLT	1		
34	01550-06657-000	BOLT	1		
35	08313-20067-000	NUT	1		
36	01500-06257-000	BOLT	2		
37	09160-06095-000	DISCONTINUED	2		
38	11175-24B02-000	CAP, INSPECTION	2		
39	09280-60004-000	O RING, INSPECTION CAP	2		
40	01550-06207-000	BOLT	4		
41	11186-24B02-000	SEPARATEUR	1		
42	09320-13015-000	CUSHION	2		
43	09241-30008-000	PLUG	1		

44	09301-06007-000	BUSH	2		
45	13110-14A11-000	DISCONTINUED	1		
46	09280-46002-000	O RING	1		
47	02112-16203-000	SCREW	2		
48	09402-58208-000	COLLIER	1		MODEL G/J/K/L/M
48	09402-58207-000	DISCONTINUED	1		MODEL R
49	09103-08170-000	BOLT,8X55	1		
50	08319-31087-000	NUT	1		
51	11400-24856-000	DISCONTINUED	1		

DP019658.TIF LS650PG(E2) G 1986 / CYLINDRE




Liste de pièces

DP019658.TIF LS650PG(E2) G 1986 / CYLINDRE

REF NO	PART NO	DESCRIPTION	QTY	KIT	NOTES
1	11210-24B07-000	DISCONTINUED	1		
2	09108-09001-000	BOLT,STUD	1		
3	09108-09002-000	BOLT,STUD	1		
4	09108-09003-000	BOLT,STUD	1		
5	09108-09004-000	BOLT,STUD	1		
6	01421-06208-000	STUD BOLT (6X20)	2		
7	08313-10067-000	NUT	2		
8	11241-24B01-H17	JOINT DE CYLINDRE	1		
9	04211-13189-000	PIN 16X10	2		

DP019933.TIF LS650PG(E2) G 1986 / CARTER




Liste de pièces

DP019933.TIF LS650PG(E2) G 1986 / CARTER

REF NO	PART NO	DESCRIPTION	QTY	KIT	NOTES
1	11301-24812-000	CRANKCASE SET	1		
2	09206-11005-000	DISCONTINUED	2	*	
3	01547-06407-000	BOLT	3	*	
4	01547-06457-000	BOLT	5	*	
5	01547-06557-000	BOLT	1	*	
6	01547-06607-000	BOLT	1	*	
7	01547-06657-000	BOLT	2	*	
8	01547-06707-000	BOLT	2	*	
9	01547-06757-000	BOLT	1	*	
10	09168-06023-000	GASKET	1	*	
11	09280-10013-000	O RING, OIL GALLERY	1	*	
12	09493-36004-000	JET, OIL GALLERY	1	*	
13	09280-04004-000	O RING	1	*	
14	09259-20007-000	PLUG, OIL FILLER	1		<-9259-20009
15	09280-17003-000	O RING	1		
16	01500-12203-000	BOLT	1		
17	09168-12002-000	GASKET	1		
18	09248-14005-000	BOLT	1		
19	09168-14002-000	DISCONTINUED	1		
20	09250-08014-000	CAP	1		
21	09104-10034-000	BOLT,10X323	2		
22	09103-10087-000	BOLT (10X105)	1		
23	09103-10053-000	BOLT 10X180	1		
24	11610-38400-000	RONDELLE	1		
25	09159-10064-000	NUT	2		
26	09159-10047-000	NUT	2		
27	08322-01107-000	WASHER	4		
28	08322-11104-000	DISCONTINUED	2		MODEL G/J/K/L/M
28	08322-01103-000	WASHER	2		MODEL R
29	11384-24B01-000	COUVERCLE	1		MODEL J/K/L/M/R

DP019845.TIF LS650PG(E2) G 1986 / CARTER




Liste de pièces

DP019845.TIF LS650PG(E2) G 1986 / CARTER

REF NO	PART NO	DESCRIPTION	QTY	KIT	NOTES
1	11340-24B00-000	CARTER EMBRAYAGE	1		
2	11971-33210-000	LENS, OIL LEVEL	1	*	
3	11482-24B11-000	GASKET, CLUTCH COVER	1		
4	04211-11169-000	PIN 16X10	2		
5	01547-06357-000	BOLT	2		
6	01547-06257-000	BOLT	10		
7	09168-06023-000	GASKET	3		
8	09247-12104-000	BOLT	1		
9	09168-12002-000	GASKET	1		
10	11351-24B01-000	DISCONTINUED	1		
11	11483-24B01-H17	JOINT D'ALLUMAGE	1		
12	04211-09189-000	PIN 16X10	1		
13	04211-11189-000	PIN 16X10	1		
14	01547-06257-000	BOLT	1		
15	01547-06357-000	BOLT	3		
16	01547-06457-000	BOLT	4		
17	01547-06507-000	BOLT	1		
18	09259-36008-000	SCREW	1		MODEL G
18	09259-36011-000	SCREW	1		MODEL J/K/L/M/R
19	09280-33004-000	O RING	1		
20	11361-24B01-000	COVER,ENGINE SPROCKET	1		
20	11361-24B10-000	COVER,ENGINE SPROCKET	1		MODEL M/R E2,E4,E15,E16,E17,, E18,E22,E25,E39,E53
21	01547-06457-000	BOLT	1		
22	01547-06507-000	BOLT	1		
23	01547-06557-000	BOLT	1		
24	09160-06097-000	DISCONTINUED	3		
25	09161-09006-000	CUSHION	3		
26	09180-06170-000	DISCONTINUED	1		
27	09180-06171-000	ENTRETOISE	1		
28	09180-06172-000	DISCONTINUED	1		
29	09161-09005-000	CAOUTCHOUC	3		
30	11371-24B01-000	COUVERCLE	1		

31	11485-24B10-000	JOINT	1		
32	04211-09109-000	PIN 16X10	2		
33	01547-06167-000	BOLT	1		MODEL G/J/K/L/M
33	01547-06163-000	BOLT	1		MODEL R
34	01547-06307-000	BOLT	3		MODEL G/J/K/L/M
34	01547-06303-000	BOLT	3		MODEL R
35	01547-06357-000	BOLT	1		MODEL G/J/K/L/M
35	01547-06353-000	BOLT	1		MODEL R

DP019769.TIF LS650PG(E2) G 1986 / VILLEBREQUIN




Liste de pièces

DP019769.TIF LS650PG(E2) G 1986 / VILLEBREQUIN

REF NO	PART NO	DESCRIPTION	QTY	KIT	NOTES
1	12200-24B05-000	CRANKSHAFT ASSY	1		
2	12161-24B01-0C0	ROD, CONNECTING	1	*	
3	12210-24B01-0A0	MANETON	1	*	
4	09263-37004-0B0	BEARING, CRANK PIN	1	*	<-9263-37002
5	09160-37006-000	WASHER	2	*	
6	12221-24B02-000	CRANKSHAFT, RH	1	*	
7	12261-24B02-000	DISCONTINUED	1	*	
8	09262-35038-000	BEARING, RH (35X72X17)	1		
9	09264-40002-000	ROLLER BEARING 40X80X18	1		
10	09282-16002-000	SEAL,OIL,16X30X6	1		
11	12548-24B00-000	PLAQUE	1		
12	01500-05087-000	BOLT	2		MODEL G/J/K/L/M
12	01500-05083-000	BOLT	2		MODEL R
13	12661-24B00-000	PIGNON	1		NT:47
14	04221-08149-000	PIN 16X10	1		
15	12731-24B00-000	SPROCKET, CAM CHAIN DRIVE	1		NT:19
16	21111-24B00-000	GEAR, PRIMARY DRIVE (NT:36)	1		MODEL G/J/K/L, LS650PM E1
16	21111-24B10-000	PIGNON	1		MODEL M/R E2,E15,E16,E17,E18,, E22,E25,E39,E53
17	09140-20008-000	NUT	1		
18	09164-20003-000	LOCK WASHER	1		
19	12111-24B01-000	DISCONTINUED	1		
20	12140-14A31-000	DISCONTINUED	1		
21	12151-24B00-000	AXE DE PISTON	1		
22	09381-23003-000	CIRCLIP	2		
23	12100-24B00-050	KIT PISTON GS500E TOUS MODELES	1		OPT
23	12100-24B00-100	KIT PISTON GS500E TOUS MODELES	1		OPT

DP019073.TIF LS650PG(E2) G 1986 / CRANK BALANCER




Liste de pièces

DP019073.TIF LS650PG(E2) G 1986 / CRANK BALANCER

REF NO	PART NO	DESCRIPTION	QTY	KIT	NOTES
1	12651-24B01-000	BALANCER, CRANK	1		
2	12666-24B01-000	GEAR, BALANCER DRIVEN	1		
3	12669-24B00-000	DISCONTINUED	1		
4	09420-04008-000	KEY	1		
5	09440-09031-000	SPRING	6		
6	09202-04017-000	PIN 16X10	3		
7	09166-20010-000	WASHER	2		
8	08221-20285-000	DISCONTINUED	1		
9	09262-20089-000	BEARING (20X47X14)	2		
10	01500-10167-000	BOLT	1		MODEL G/J/K/L/M
10	01500-10163-000	BOLT	1		MODEL R
11	09160-10099-000	WASHER	1		

DP019397.TIF LS650PG(E2) G 1986 / DEMARREUR EMBRAYAGE




Liste de pièces

DP019397.TIF LS650PG(E2) G 1986 / DEMARREUR EMBRAYAGE

REF NO	PART NO	DESCRIPTION	QTY	KIT	NOTES
1	12611-24B02-000	PIGNON	1		
2	09206-10003-000	DISCONTINUED	1		
3	12612-24B02-000	DISCONTINUED	1		
4	09206-10005-000	DISCONTINUED	1		
5	12600-24831-000	ENSEMBLE DEMARREUR	1		
6	09263-31009-000	BEARING	1	*	
7	07130-08163-000	BOLT	6		
8	12656-24B02-000	FLYWHEEL	1		
9	12664-24B01-000	NUT	1		
10	09164-35002-000	WASHER	1		

DP019666.TIF LS650PG(E2) G 1986 / ARBRE A CAME - SOUPAPE




Liste de pièces

DP019666.TIF LS650PG(E2) G 1986 / ARBRE A CAME - SOUPAPE

REF NO	PART NO	DESCRIPTION	QTY	KIT	NOTES
1	12711-24B04-000	DISCONTINUED	1		
2	12741-24B00-000	PIGNON	1		
3	09261-05009-000	PIN 16X10	1		
4	12747-44000-000	WASHER	1		
5	09111-06053-000	BOLT	2		
6	09390-25003-000	C RING	1		
7	12840-37401-000	BASCULEUR	1		
8	12842-32411-000	SCREW	2	*	
9	12843-32400-000	NUT	2	*	
10	12850-24B01-000	ARM, VALVE ROCKER EXHAUST	1		
11	12842-32411-000	SCREW	2	*	
12	12843-32400-000	NUT	2	*	
13	12861-12D00-000	AXE	1		L:73,<-2861-14A01
14	12871-14A00-000	AXE	1		L:78.5
15	09280-09005-000	O RING	1		
16	09164-12018-000	WASHER	2		
17	09248-14010-000	DISCONTINUED	1		MODEL G
17	09248-14005-000	PLUG, ROCKER ARM SHAFT	1		MODEL J/K/L/M/R
18	09168-14002-000	DISCONTINUED	1		
19	01550-06307-000	BOLT, SHAFT EX	1		MODEL G/J/K/L/M
19	01550-06303-000	BOLT, SHAFT EX	1		MODEL R
20	09168-06023-000	GASKET	1		
21	12941-24B00-000	DISCONTINUED	1		
22	09282-10012-000	OIL SEAL (10X20X6)	1		
23	12942-24B00-000	LEVIER DECOMPRESSEUR	1		
24	09448-17020-000	SPRING	1		
25	08310-22085-000	DISCONTINUED	1		MODEL G/J/K/L/M
25	08310-00087-000	NUT	1		MODEL R
26	08322-11084-000	DISCONTINUED	1		MODEL G/J/K/L/M
26	08322-01087-000	WASHER	1		MODEL R
27	09103-06090-000	BOLT	1		
28	09168-06023-000	GASKET	1		
29	12944-24B00-000	ATTACHE	1		
30	02122-05103-000	SCREW	2		
31	12911-24B01-000	SOUPAPE	2		
32	12912-24B01-000	VALVE	2		
33	12920-37402-000	SPRING SET, VALVE	4		
34	12931-45000-000	RETAINER, SPRING	4		
35	12932-82000-000	CLAVETTE	8		
36	12933-37400-000	SEAT, SPRING	4		
37	09289-07002-000	OIL SEAL	4		

DP019211.TIF LS650PG(E2) G 1986 / CHAINE ARBRE A CAME




Liste de pièces

DP019211.TIF LS650PG(E2) G 1986 / CHAINE ARBRE A CAME

REF NO	PART NO	DESCRIPTION	QTY	KIT	NOTES
1	12760-24B00-000	CHAINE	1		132LE
2	12771-24B01-000	GUIDE, CAM CHAIN	1		
3	12811-24B00-000	TENDEUR	1		
4	12812-24B00-000	BOLT	1		
5	09168-08008-000	WASHER	1		
6	12830-24B00-000	DISCONTINUED	1		
7	09108-08194-000	BOLT	1		
8	09119-06069-000	BOLT	1		
9	08331-31086-000	CIRCLIP	1		

DP019876.TIF LS650PG(E2) G 1986 / CARBURATEUR



Liste de pièces


DP019876.TIF LS650PG(E2) G 1986 / CARBURATEUR

REF NO	PART NO	DESCRIPTION	QTY	KIT	NOTES
	13200-24B41-000	CARBURETOR ASSY	1		
	13200-24B71-000	CARBURETOR ASSY	1		MODEL G/J E18,E22
	13200-24B90-000	CARBURETOR ASSY	1		MODEL J E75(AUSTRALIA), F.NO.104399~, MODEL K/L E24
	13200-24B80-000	CARBURETOR ASSY	1		MODEL K/M E18
	13200-24B72-000	CARBURETOR ASSY	1		MODEL K/M E22,MODEL M E15
	13200-24C00-000	CARBURETOR ASSY	1		MODEL K E39
	13200-24C10-000	CARBURETOR ASSY	1		MODEL M/R E39,MODEL R E15
	13200-24C30-000	CARBURETOR ASSY	1		MODEL R E17,E22
	13200-24C20-000	CARBURETOR ASSY	1		MODEL R E18
1	13503-24B00-000	SPRING	1	*	
2	13500-24B40-000	DIAPHRAGM ASSY	1	*	
3	13389-37400-000	WASHER,THRUST	1	*	
4	02112-03066-000	DISCONTINUED	2	*	
5	08321-21036-000	DISCONTINUED	2	*	
6	13387-44030-000	RING	1	*	
7	13394-31210-000	E RING	1	*	
8	13382-44030-000	WASHER	1	*	
9	13388-44030-000	SPRING	1	*	
10	13383-24B40-000	NEEDLE, JET (5C16-2)	1	*	
11	09494-00539-000	JET,NEEDLE(X-7)	1	*	
11	09494-00587-000	JET,NEEDLE	1	*	MODEL K/M/R E18, MODEL M/R E39, MODEL R E15
12	09491-70012-000	JET, PILOT AIR (70)	1	*	
13	13502-37400-000	COUVRE CULASSE	1	*	
14	09404-06415-000	DISCONTINUED	1	*	
15	02112-05103-000	SCREW	4	*	
16	09491-26011-000	JET,MAIN 130	1	*	
17	13332-44080-000	DISCONTINUED	1	*	
18	09492-47013-000	JET, PILOT (47.5)	1	*	
19	13370-37400-000	POINTEAU	1	*	
20	13376-84110-000	FILTRE	1	*	
21	13374-44080-000	DISCONTINUED	1	*	
22	13373-39110-000	WASHER,THRUST	1	*	

23	02112-04063-000	SCREW	1	*	
24	13250-37400-000	FLOTTEUR	1	*	
25	13254-92311-000	PIN, FLOAT	1	*	
26	13251-38300-000	GASKET	1	*	
27	02112-05163-000	SCREW	4	*	
28	08321-01053-000	LOCK WASHER	4	*	
29	13247-44080-000	VIS	1	*	
30	13246-44080-000	GASKET	1	*	
31	13551-37400-000	VALVE, THROTTLE	1	*	
32	13604-44080-000	SCREW	2	*	
33	13411-24B00-000	STARTER	1	*	
34	13484-38A10-000	COUVRE CULASSE	1	*	
35	13481-24B00-000	SPRING	1	*	
35	13481-38B90-000	SPRING	1	*	MODEL R E18
36	13480-05A10-000	DISCONTINUED	1	*	
37	02112-04103-000	SCREW	3	*	
38	13550-24B00-000	SHAFT ASSY, THROTTLE	1	*	
39	13557-05A20-000	RING	1	*	
40	13573-24B00-000	SPRING	1	*	
41	13617-44080-000	E RING	1	*	
42	13557-47070-000	WASHER	1	*	
43	13651-51010-000	SEAL	2	*	
44	13267-37100-000	DISCONTINUED	1	*	
45	13271-93011-000	SPRING	1	*	
46	13621-24B01-000	SUPPORT	1	*	
47	02112-05103-000	SCREW	2	*	
48	13269-37410-000	SCREW, PILOT (2 1/2)	1	*	EXCEPT MODEL K/M E18
48	13269-37410-000	SCREW, PILOT (2 3/8)	1	*	MODEL K/M/R E39
48	13269-37400-000	SCREW, PILOT (2 5/8)	1	*	MODEL R E18
48	13269-37410-000	SCREW, PILOT (2 1/2)	1	*	MODEL R E17,E22
49	13268-47070-000	SPRING	1	*	EXCEPT MODEL K/M E18
50	13291-29900-000	WASHER	1	*	EXCEPT MODEL K/M E18
51	13295-29900-000	O RING	1	*	EXCEPT MODEL K/M E18
52	13318-24B00-000	TUYAU	1	*	
53	09352-50823-600	HOSE (5X8.2X600)	2	*	L:600->50

54	13485-24B70-000	PIPE	1	*	E18,E22,MODEL M E15, EXCEPT MODEL R E17,E22
54	13485-24B90-000	PIPE	1	*	MODEL J E75(AUSTRALIA), F.NO.104399~, MODEL K/L E24

DP019684.TIF LS650PG(E2) G 1986 / FILTRE A AIR




Liste de pièces

DP019684.TIF LS650PG(E2) G 1986 / FILTRE A AIR

REF NO	PART NO	DESCRIPTION	QTY	KIT	NOTES
1	13700-24B14-000	CLEANER ASSY, AIR	1		
2	13780-24B01-000	FILTRE	1	*	
3	02112-05107-000	SCREW	1	*	
4	08321-01057-000	DISCONTINUED	1	*	
5	13740-24B01-000	CAP	1	*	
6	02142-05123-000	SCREW	1	*	
7	13881-24B00-000	DISCONTINUED	1	*	MODEL G,->3881-24B01
8	13881-24B01-000	TUBE, OUTLET	1	*	MODEL J/K/L/M/R
9	09402-70203-000	CLAMP	1	*	
10	09402-64203-000	CLAMP	1	*	
11	13891-24B10-000	TUBE, INLET	1	*	
12	09352-11153-600	TUBE, BREATHER (11X15X600)	1	*	L:600->30
13	13824-43400-000	DISCONTINUED	1	*	
14	09401-14301-000	CLIP	1	*	
15	13870-11458-000	TUBE, DRAIN	2	*	
16	09401-13409-000	CLIP	2	*	
17	01107-06163-000	BOLT	1		
18	09160-06057-000	DISCONTINUED	1		
19	01550-06123-000	BOLT	2		MODEL G/J/K/L/M
19	01550-06127-000	BOLT	2		MODEL R

DP018580.TIF LS650PG(E2) G 1986 / SILENCIEUX




Liste de pièces

DP018580.TIF LS650PG(E2) G 1986 / SILENCIEUX

REF NO	PART NO	DESCRIPTION	QTY	KIT	NOTES
1	14150-24B00-000	DISCONTINUED	1		
2	14181-45C00-000	BRIDE ECHAPPEMENT	1		
3	14182-38A02-000	BAGUE	1		
4	09104-08026-000	BOLT	2		
5	14771-24B01-000	JOINT	1		
6	14469-05A00-000	COLLIER	1		
7	01550-08407-000	BOLT	1		MODEL G/J/K/L/M
7	01550-08403-000	DISCONTINUED	1		MODEL R
8	14310-24B11-000	PO D'ECHAPPEMENT	1		
8	14310-24B21-000	PO D'ECHAPPEMENT	1		E18
9	14780-24B01-000	COVER COMP,EXHAUST PIPE	1		
10	14789-24B12-000	GASKET	4		
11	02112-06107-000	SCREW	2		
12	14790-24B00-000	COVER, MUFFLER	1		
13	14785-24B00-000	CLAMP	1		
14	01550-06207-000	BOLT	1		
15	14410-24B00-019	SUPPORT	1		
16	09103-08102-000	DISCONTINUED	1		
17	09180-08001-000	DISCONTINUED	2		
18	09320-12041-000	CUSHION	2		
19	09160-08004-000	DISCONTINUED	2		<-9160-08005
20	08316-26088-000	DISCONTINUED	2		MODEL G/J/K/L/M
20	08316-20087-000	NUT	2		MODEL R
21	08316-20083-000	NUT	1		MODEL G/J/K/L/M
21	08316-20087-000	NUT	1		MODEL R

DP019406.TIF LS650PG(E2) G 1986 / POMPE A HUILE




Liste de pièces

DP019406.TIF LS650PG(E2) G 1986 / POMPE A HUILE

REF NO	PART NO	DESCRIPTION	QTY	KIT	NOTES
1	16400-24B00-000	PUMP, ENGINE OIL	1		
2	16331-24B00-000	PIGNON	1		
3	09261-04009-000	PIN 16X10	1		
4	08221-10185-000	WASHER	1		
5	08331-31106-000	CIRCLIP	1		
6	02112-06257-000	SCREW	3		
7	16520-24B00-000	STRAINER, ENGINE OIL	1		
8	01500-05127-000	BOLT	3		
9	08321-01057-000	DISCONTINUED	3		
10	08322-01057-000	WASHER	3		
11	16510-37440-000	DISCONTINUED	1		
12	09280-16005-000	O RING (D:2.4,ID:15.8)	1		
13	16512-24B00-000	CAP, OIL FILTER	1		
14	09280-72001-000	O RING (D:2.4,ID:7.3)	1		
15	09440-21004-000	SPRING	1		
16	07130-06257-000	BOLT	3		
17	09250-05010-000	CAP	3		MODEL G

DP019885.TIF LS650PG(E2) G 1986 / EMBRAYAGE




Liste de pièces

DP019885.TIF LS650PG(E2) G 1986 / EMBRAYAGE

REF NO	PART NO	DESCRIPTION	QTY	KIT	NOTES
1	21200-24B01-000	CLOCHE D'EMBAYAGE	1		
1	21200-24B11-000	DISCONTINUED	1		MODEL M/R E2,E15,E16,E17,, E18,E22,E25,E39
2	08211-22443-000	WASHER	1		
3	09180-22023-000	RONDELLE	1		
4	21411-37401-000	NOIX	1		
5	09140-22009-000	NUT	1		
6	09167-22005-000	LOCK WASHER	1		
7	08211-22403-000	WASHER	1		
8	21441-37400-000	PLATE, DRIVE (ID:116)	5		
9	21442-37401-000	PLATE, DRIVE (ID:120)	1		
10	21471-37400-000	SEAT, WAVE WASHER (T:1.4)	1		
11	09164-00004-000	WASHER,WAVE	1		
12	21451-14A00-000	PLATE, DRIVEN	5		
13	21462-37400-000	DISQUE PRESSION	1		
14	21465-37400-000	PLATE, RELEASE	1		
15	09440-20016-000	SPRING	4		
16	01500-06207-000	BOLT	4		
17	08322-01067-000	WASHER	4		
18	16321-24B00-000	GEAR, OIL PUMP DRIVE (NT:30)	1		
19	09261-06002-000	PIN 16X10	1		
20	23121-24B02-000	PIECE, CLUTCH PUSH	1		
21	09262-12001-000	BEARING (12X28X8)	1		
22	09280-09005-000	O RING	1		
23	23111-24B00-445	AXE LTZ400 K3	1		
23	23111-24B00-455	AXE LTZ400 K3	1		
23	23111-24B00-465	AXE LTZ400 K3	1		
24	23263-24B01-000	CAME	1		
25	23270-24B03-000	ARM, RELEASE	1		
26	09448-13010-000	SPRING	1		
27	08211-10141-000	RONDELLE	1		
28	09280-07004-000	O RING	1		
29	04111-20208-000	PIN 12X10	1		

DP019902.TIF LS650PG(E2) G 1986 / TRANSMISSION (MODELE G/J/K/L,LS650PM E1)



Liste de pièces

DP019902.TIF LS650PG(E2) G 1986 / TRANSMISSION (MODELE G/J/K/L,LS650PM

E1)

REF NO	PART NO	DESCRIPTION	QTY	KIT	NOTES
1	24121-24B02-000	COUNTERSHAFT (NT:14)	1		
2	24221-24B02-000	PIGNON 2EME LTZ400 K3	1		
3	24231-24B01-000	PIGNON 3EME LTZ400 K3	1		
4	09300-25020-000	BUSH	1		
5	08211-25351-000	WASHER	1		
6	09380-25003-000	CIRCLIP	1		
7	24241-24B02-000	PIGNON DE 4EME	1		
8	09167-25020-000	WASHER (T:2.5)	1		
9	09167-25012-000	WASHER	1		
10	09380-25010-000	CIRCLIP	2		
11	09262-22014-000	DISCONTINUED	1		
12	09262-17027-000	BEARING, LH	1		
13	24741-24B00-000	PLATE,COUNTERSHAFT BEARING	1		
14	02112-06126-000	DISCONTINUED	2		
15	24130-24B01-000	DRIVESHAFT	1		
16	24311-24B00-000	GEAR, 1ST DRIVEN (NT:35)	1		
17	09300-20032-000	BUSH	1		
18	08211-20301-000	WASHER	2		
19	24321-24B00-000	PIGNON 2EME	1		
20	24332-24500-000	BUSH	1		
21	09169-25001-000	WASHER	1		
22	09167-25013-000	WASHER	1		
23	09167-25016-000	WASHER	1		
24	09380-25003-000	CIRCLIP	2		
25	24331-24B02-000	PIGNON 3EME	1		
26	24341-24B01-000	PIGNON 4EME	1		
27	09262-20086-000	DISCONTINUED	1		
28	09262-25083-000	BEARING, LH	1		
29	09283-36003-000	OIL SEAL 18X30X7	1		
30	24751-24B00-000	SUPPORT	1		
31	01547-06127-000	BOLT	1		
32	27510-24B01-000	PULLEY, FRONT	1		
33	27531-24B00-000	RONDELLE	1		
34	09280-24008-000	DISCONTINUED	1		
35	09159-20004-000	NUT	1		
36	09167-25014-000	DISCONTINUED	1		
37	27611-24B00-133	COURROIE	1		
38	26131-24B00-000	PIGNON	1		
39	26481-24B01-000	SLEEVE	1		
40	09280-10001-000	O RING (D:1.3,ID:9.6)	1		
41	09135-06002-000	BOLT	1		
42	09168-06004-000	WASHER	1		

Notes de page

DP019902.TIF LS650PG(E2) G 1986 / TRANSMISSION (MODELE G/J/K/L,LS650PM

E1)

TEXTE DE LA REMARQUE


OEM: REFER TO FIG.15A(C-11) FOR MODEL M/R E2,E4,E15,E16,E17,E18,E22,

OEM: E25,E39,E53

OEM: REFER TO FIG.15A(C-11) FOR MODEL M/R E2,E4,E15,E16,E17,E18,E22,

OEM: E25,E39,E53

*DP019913.TIF LS650PG(E2) G 1986 / TRANSMISSION (MODEL M/R
E2,E4,E15,E16,E17,E18,E22,E25,E39,E53)*




Liste de pièces

DP019913.TIF LS650PG(E2) G 1986 / TRANSMISSION (MODEL M/R

E2,E4,E15,E16,E17,E18,E22,E25,E39,E53)

REF NO	PART NO	DESCRIPTION	QTY	KIT	NOTES
1	24121-24B11-000	DISCONTINUED	1		
2	24221-24B11-000	DISCONTINUED	1		
2	24221-24B20-000	DISCONTINUED	1		MODEL R E17
3	24231-24B11-000	PIGNON 3EME LTZ400 K3	1		
3	24231-24B20-000	PIGNON 3EME LTZ400 K3	1		MODEL R E17
4	08211-25351-000	WASHER	1		
5	09380-25003-000	CIRCLIP	1		
6	24241-24B11-000	PIGNON 4EME LTZ400 K3	1		
7	09300-25023-000	BUSH	1		
8	09167-25012-000	WASHER	1		
9	24251-24B12-000	PIGNON	1		
10	09380-25010-000	CIRCLIP	2		
11	09262-22014-000	DISCONTINUED	1		
12	09262-17027-000	BEARING, LH	1		
13	24741-24B00-000	PLATE,COUNTERSHAFT BEARING	1		
14	02112-06126-000	DISCONTINUED	2		
15	24130-24B11-000	DISCONTINUED	1		
16	24311-24B11-000	GEAR, 1ST DRIVEN (NT:35)	1		
17	09300-20032-000	BUSH	1		
18	08211-20301-000	WASHER	2		
19	24321-24B12-000	DISCONTINUED	1		
19	24321-24B20-000	PIGNON 2EME	1		MODEL R E17
20	09300-25020-000	BUSH	1		
21	08211-25351-000	WASHER	1		
22	09169-25001-000	WASHER	1		
23	09167-25013-000	WASHER	1		
24	09167-25016-000	WASHER	1		
25	09380-25003-000	CIRCLIP	2		
26	24331-24B11-000	DISCONTINUED	1		
26	24331-24B20-000	PIGNON 3EME	1		MODEL R E17
27	24332-24500-000	BUSH	1		
28	24341-24B11-000	DISCONTINUED	1		
29	24351-24B12-000	DISCONTINUED	1		
30	09262-20086-000	DISCONTINUED	1		
31	09262-25083-000	BEARING, LH	1		
32	09283-36003-000	OIL SEAL 18X30X7	1		
33	24751-24B00-000	SUPPORT	1		
34	01547-06127-000	BOLT	1		
35	27510-24B01-000	PULLEY, FRONT	1		
36	27531-24B00-000	RONDELLE	1		
37	09280-24008-000	DISCONTINUED	1		
38	09159-20004-000	NUT	1		
39	09167-25014-000	DISCONTINUED	1		
40	27611-24B00-133	COURROIE	1		
41	26131-24B00-000	PIGNON	1		
42	26481-24B01-000	SLEEVE	1		
43	09280-10001-000	O RING (D:1.3,ID:9.6)	1		
44	09135-06002-000	BOLT	1		
45	09168-06004-000	WASHER	1		

DP019632.TIF LS650PG(E2) G 1986 / GEAR SHIFTING (MODELE G/J/K/L,LS650PM E1)



Liste de pièces

DP019632.TIF LS650PG(E2) G 1986 / GEAR SHIFTING (MODELE

G/J/K/L,LS650PM E1)

REF NO	PART NO	DESCRIPTION	QTY	KIT	NOTES
1	25211-24B00-000	FORK, GEAR SHIFTING NO.1	1		
2	25221-24B00-000	FORK,GEAR SHIFT SF	1		
3	25411-24B00-000	AXE	1		
4	25310-24B02-000	CAME	1		
5	04221-04089-000	PIN 16X10	2	*	
6	25322-31301-000	DISCONTINUED	1		
7	25323-34201-000	PAWL, NO.1	1		
8	25324-34201-000	PAWL, NO.2	1		
9	09261-05003-000	PIN 16X10	2		
10	09440-04003-000	SPRING	2		
11	25331-38A00-000	LIFTER, PAWL	1		
12	25341-38A00-000	GUIDE, CAM	1		
13	02122-06127-000	SCREW	2		
14	09160-25059-000	WASHER	1		
15	25332-38A00-000	BOSS	1		
16	09159-06017-000	NUT	2		
17	09262-25006-000	BEARING (25X47X8)	1		
18	24741-21A00-000	PLAQUE	2		<-4741-20A10
19	02112-06127-000	SCREW	1		
20	25350-24B00-000	ARRET	1		
21	09448-17021-000	SPRING	1		
22	25356-12C00-000	SUPPORT	1		<-5355-24B01
23	08211-06141-000	WASHER	1		
24	25380-38A02-000	PLATE, STOPPER	1		
25	25312-38A00-000	PIN 16X10	1		
26	25510-24B01-000	AXE	1		
27	09444-26012-000	DISCONTINUED	1		
28	25671-01000-000	STOPPER, ARM	1		
29	09285-12002-000	OIL SEAL	1		
30	25600-24B03-000	LEVER ASSY, GEAR SHIFTING	1		<-5600-24B01
31	25652-20C00-000	COUVRE CULASSE	1	*	
32	09160-12011-000	WASHER (12.5X20X1)	2		
33	08331-31126-000	CIRCLIP	1		
34	25520-22A00-000	CLIQUET	1		
35	25525-49300-000	DISCONTINUED	1		
36	09140-06011-000	NUT	1		
37	08310-00067-000	NUT	1		
38	01500-06207-000	SCREW	1		
39	08212-12201-000	WASHER	1		
40	08331-31126-000	CIRCLIP	1		
41	37720-24B00-000	BOITIER	1		MODEL G
41	37720-24B10-000	DISCONTINUED	1		MODEL J/K/L/M
42	02112-05166-000	DISCONTINUED	2		
43	08321-01053-000	LOCK WASHER	2		
44	08322-01053-000	WASHER	2		
45	09209-05011-000	PIN	1		
46	09440-04010-000	SPRING	1		

Notes de page

DP019632.TIF LS650PG(E2) G 1986 / GEAR SHIFTING (MODELE G/J/K/L,LS650PM

E1)

TEXTE DE LA REMARQUE


OEM: REFER TO FIG.16A(C-15) FOR MODEL M/R E2,E15,E16,E17,E18,E22,

OEM: E25,E39

OEM: REFER TO FIG.16A(C-15) FOR MODEL M/R E2,E15,E16,E17,E18,E22,

OEM: E25,E39

DP019672.TIF LS650PG(E2) G 1986 / GEAR SHIFTING (MODEL M/R E2,E15,E16,E17,E18,E22,E25,E39)



Liste de pièces


DP019672.TIF LS650PG(E2) G 1986 / GEAR SHIFTING (MODEL M/R

E2,E15,E16,E17,E18,E22,E25,E39)

REF NO	PART NO	DESCRIPTION	QTY	KIT	NOTES
1	25211-24B10-000	FORK, GEAR SHIFTING NO.1	1		
2	25221-24B10-000	FORK,GEAR SHIFT SF	1		
3	25231-24B10-000	FOURCHETTE	1		
4	25411-24B00-000	AXE	2		
5	25310-24B11-000	CAME	1		
6	04221-04089-000	PIN 16X10	2	*	
7	25322-31301-000	DISCONTINUED	1		
8	25323-34201-000	PAWL, NO.1	1		
9	25324-34201-000	PAWL, NO.2	1		
10	09261-05003-000	PIN 16X10	2		
11	09440-04003-000	SPRING	2		
12	25331-38A00-000	LIFTER, PAWL	1		
13	25341-38A00-000	GUIDE, CAM	1		
14	02122-06127-000	SCREW	2		
15	09160-25059-000	WASHER	1		
16	25332-38A00-000	BOSS	1		
16	25332-24B00-000	BOSS	1		E53
17	09159-06017-000	NUT	2		MODEL G/J/K/L/M
17	08316-10063-000	NUT	2		MODEL R
18	09262-25002-000	DISCONTINUED	1		MODEL G/J/K/L/M
18	09262-25006-000	BEARING (25X47X8)	1		MODEL R
19	24741-20A10-000	DISCONTINUED	2		MODEL G/J/K/L/M
19	24741-21A00-000	PLAQUE	2		MODEL R
20	02112-06127-000	SCREW	1		
21	25350-24B00-000	ARRET	1		
22	09448-17021-000	SPRING	1		
23	25355-24B01-000	DISCONTINUED	1		MODEL G/J/K/L/M
23	25356-12C00-000	SUPPORT	1		MODEL R
24	08211-06141-000	WASHER	1		
25	25380-38A02-000	PLATE, STOPPER	1		
26	25312-38A00-000	PIN 16X10	1		
27	25510-24B01-000	AXE	1		
28	09444-26012-000	DISCONTINUED	1		
29	25671-01000-000	STOPPER, ARM	1		
30	09285-12002-000	OIL SEAL	1		
31	25600-24B01-000	DISCONTINUED	1		MODEL G/J/K/L/M
31	25600-24B03-000	LEVER ASSY, GEAR SHIFTING	1		MODEL R
32	25652-20C00-000	COUVRE CULASSE	1	*	
33	09160-12011-000	WASHER (12.5X20X1)	2		
34	08331-31126-000	CIRCLIP	1		
35	25520-22A00-000	CLIQUET	1		
36	25525-49300-000	DISCONTINUED	1		
37	09140-06011-000	NUT	1		
38	08310-11067-000	DISCONTINUED	1		MODEL G/J/K/L/M
38	08310-00063-000	NUT	1		MODEL R
39	01107-06207-000	DISCONTINUED	1		MODEL G/J/K/L/M
39	01500-06203-000	DISCONTINUED	1		MODEL R
40	08212-12201-000	WASHER	1		
41	08331-31126-000	CIRCLIP	1		
42	37720-24B10-000	DISCONTINUED	1		
43	02112-05163-000	SCREW	2		
44	08321-01053-000	LOCK WASHER	2		

45	08322-01053-000	WASHER	2		
46	09209-05011-000	PIN	1		
47	09440-04010-000	SPRING	1		

DP019661.TIF LS650PG(E2) G 1986 / DEMARREUR




Liste de pièces

DP019661.TIF LS650PG(E2) G 1986 / DEMARREUR

REF NO	PART NO	DESCRIPTION	QTY	KIT	NOTES
1	31100-24B11-000	DISCONTINUED	1		MODEL G/J,->1100-24B11-H17
1	31100-24B11-H17	MOTOR ASSY, STARTING	1		MODEL K/L/M/R
2	31310-24B01-H17	INDUIT	1	*	
3	31131-48B00-000	CHARBON	1	*	
4	31143-38300-000	O RING	1	*	MODEL G
4	31143-48B00-000	GASKET	1	*	MODEL J/K/L/M/R
5	31132-48B00-000	SUPPORT DE CHARBON	1	*	
6	31135-65010-000	RESSORT	4	**	
7	31150-44B00-000	BRACKET SET	1	*	<-1150-24B00
8	31172-38A10-000	BUSH	1	*	MODEL G
8	31172-48B10-000	BUSH	1	*	MODEL J/K/L/M/R
9	31172-38A20-000	BUSH	1	*	MODEL G
9	31172-48B20-000	BUSH	1	*	MODEL J/K/L/M/R
10	31130-38A00-000	DISCONTINUED	1	*	MODEL G,->1130-24B10
10	31130-48B00-000	BOLT	1	*	MODEL J/K/L/M/R
11	08310-00067-000	NUT	1	*	MODEL G
11	31145-48B00-000	NUT	1	*	MODEL J/K/L/M/R
12	31264-44110-000	O RING	2	*	
13	31281-24B10-000	DISCONTINUED	2	*	
14	31156-24B00-000	DISCONTINUED	1	*	
15	08310-00063-000	NUT	1		
15A	08361-35066-000	DISCONTINUED	1		
16	08321-01063-000	LOCK WASHER	1		
17	01547-06207-000	BOLT	2		

DP019293.TIF LS650PG(E2) G 1986 / MAGNETO




Liste de pièces

DP019293.TIF LS650PG(E2) G 1986 / MAGNETO

REF NO	PART NO	DESCRIPTION	QTY	KIT	NOTES
1	32101-24B00-000	DISCONTINUED	1		
2	32102-24B00-000	ROTOR	1		
3	01547-06257-000	BOLT	3		
4	01547-05107-000	BOLT	2		
5	09103-14001-000	BOLT, ROTOR	1		
6	09420-05007-000	KEY	1		
7	32371-24B00-000	COLLIER	1		
8	01547-05107-000	BOLT	1		
9	31497-45000-000	CLAMP, LEAD WIRE NO.2	1		
10	02112-05107-000	SCREW	1		

DP019776.TIF LS650PG(E2) G 1986 / BATTERIE




Liste de pièces

DP019776.TIF LS650PG(E2) G 1986 / BATTERIE

REF NO	PART NO	DESCRIPTION	QTY	KIT	NOTES
1	33610-05A10-000	BATTERY ASSY (12V,14AH)	1		
2	33651-37000-000	PROTECTOR	2		CUT AS REQUIRED PROFILE
3	33652-29100-000	DISCONTINUED	2		->3651-37000
4	33652-36000-000	DISCONTINUED	1		->3651-37000
5	33652-38A10-000	DISCONTINUED	1		->3652-07D00
6	33652-24B00-000	PROTECTOR (30X30X5)	1		
7	33680-16A10-000	HOSE, BATTERY EXHAUST	1		
8	09404-06422-000	DISCONTINUED	1		
9	33860-24B00-000	FIL DE BATTERIE	1		
10	33870-24B00-000	CABLE DE BATTERIE	1		
11	41540-24B00-000	DISCONTINUED	1		
12	09320-08021-000	CUSHION	4		
13	09180-06111-000	DISCONTINUED	4		
14	09160-06060-000	DISCONTINUED	4		
15	09128-06005-000	DISCONTINUED	2		
15	09128-06030-000	BOLT, REAR (6X20)	2		
16	41576-24B01-000	COUVERCLE	1		
17	02142-04107-000	SCREW	2		
18	33690-24B60-000	PLATE, BATTERY CAUTION	1		MODEL R

DP019674.TIF LS650PG(E2) G 1986 / ELECTRIQUE




Liste de pièces

DP019674.TIF LS650PG(E2) G 1986 / ELECTRIQUE

REF NO	PART NO	DESCRIPTION	QTY	KIT	NOTES
1	31800-49100-000	RELAIS	1		
2	01107-06106-000	DISCONTINUED	2		MODEL G/J/K/L/M
2	01550-06103-000	BOLT	2		MODEL R
3	08310-00063-000	NUT	2		
3A	08361-35066-000	DISCONTINUED	2		
4	08321-01063-000	LOCK WASHER	2		
5	36852-24B00-000	WIRE, STARTER RELAY LEAD	1		MODEL G
6	33850-24B00-000	DISCONTINUED	1		MODEL G
6A	33850-24B10-000	FIL DEMARREUR	1		MODEL J/K/L/M/R
7	33624-49420-000	DISCONTINUED	1		
8	32800-24B00-000	DISCONTINUED	1		
9	02112-06163-000	SCREW	2		
10	08322-01063-000	WASHER	2		
11	32900-24B00-000	BOITIER ELECTRONIQUE	1		
12	33410-24B00-000	COIL ASSY, IGNITION	1		
13	02152-05125-000	DISCONTINUED	2		MODEL G/J/K/L/M
13	02142-05123-000	SCREW	2		MODEL R
14	33510-45010-000	CAP, SPARK PLUG	1		
15	33541-24510-000	SEAL, SPARK PLUG	1		
16	33542-98000-000	DISCONTINUED	1		MODEL G
16	33542-38B00-000	CAOUTCHOUC	1		MODEL J/K/L/M/R
17	32910-24B00-000	BOITIER ELECTRONIQUE	1		
18	33970-24B00-000	SELENOIDE	1		
19	33971-24B00-000	SUPPORT	1		
20	01107-06165-000	DISCONTINUED	2		MODEL G/J/K/L/M
20	01550-06163-000	BOLT	2		MODEL R
21	58900-24B00-000	CABLE	1		
22	09209-04020-000	PIN 16X10	1		
23	08332-11033-000	E RING	1		

DP019540.TIF LS650PG(E2) G 1986 / COMPTEUR (MODELE G/J/K/L/M)



Liste de pièces

DP019540.TIF LS650PG(E2) G 1986 / COMPTEUR (MODELE G/J/K/L/M)

REF NO	PART NO	DESCRIPTION	QTY	KIT	NOTES
1	34110-24C20-000	SPEEDOMETER (MILE/KILO)	1		E75,E2
1	34110-24B80-000	COMPTEUR	1		MODEL G E4 E17,E21,E24,E25,, E39
1	34110-24B40-000	COMPTEUR	1		E15,E16,E18,E22,MODEL J E4,, E34,E77,MODEL K E4,E21,E34, MODEL K/L E24,, MODEL K/M E1,E17,E25,E39
2	34288-24B80-000	CUSHION, METER	1		
3	34131-33450-000	DISCONTINUED	1		
4	02112-04087-000	SCREW	2		
5	08321-01043-000	DISCONTINUED	2		
6	34151-24B80-000	DISCONTINUED	1		E75,MODEL G/K/M E2
6	34151-24B50-000	DISCONTINUED	1		E17,MODEL J/K/L/M
7	34111-24B80-000	BOITIER	2		
8	02112-04087-000	SCREW	2		
9	08321-01043-000	DISCONTINUED	2		
10	34189-24B80-000	CUSHION	2		
11	34170-24B20-000	FAISCEAU	1		E2,MODEL G/J E15,E16,E18,E22,, E75,E77,MODEL J E4,E34,E75,, E77,MODEL K/L/M
11	34170-24B80-000	FAISCEAU	1		MODEL G E4,E17,E21,E24,E25,, E34,E39,MODEL K E1
12	09471-12103-000	BULB (12V,3W)	4		E2,MODEL G/J E15,E16,E18,E22,, MODEL J E4,E34,E75,E77, MODEL K/L/M
12	09471-12103-000	BULB (12V,3W)	5		MODEL G E4,E17,E21,E24,E25,, E34,E39
13	09471-12108-000	BULB (12V,1.7W)	1		
14	09440-11022-000	SPRING	3		
15	09160-05036-000	WASHER	3		
16	08310-12055-000	DISCONTINUED	3		MODEL G/J
16	08361-15053-000	NUT	3		MODEL K/L/M
17	08321-21055-000	DISCONTINUED	3		MODEL G/J
18	34910-24B00-000	CABLE	1		


Notes de page

DP019540.TIF LS650PG(E2) G 1986 / COMPTEUR (MODELE G/J/K/L/M)

TEXTE DE LA REMARQUE

OEM: REFER TO FIG.21A(D-7) FOR MODEL R

DP019512.TIF LS650PG(E2) G 1986 / COMPTEUR (MODELE R)




Liste de pièces

DP019512.TIF LS650PG(E2) G 1986 / COMPTEUR (MODELE R)

REF NO	PART NO	DESCRIPTION	QTY	KIT	NOTES
1	34110-24C20-000	SPEEDOMETER (MILE/KILO)	1		
1	34110-24B40-000	COMPTEUR	1		E4,E15,E17,E18,E22,E25,E39,, E53
2	34288-24B80-000	CUSHION, METER	1		
3	34131-33450-000	DISCONTINUED	1		
4	02112-04087-000	SCREW	2		
5	08321-01043-000	DISCONTINUED	2		
6	34151-24B80-000	DISCONTINUED	1		
6	34151-24B50-000	DISCONTINUED	1		E4,E15,E17,E18,E22,E25,E39,, E53
7	34111-24B80-000	BOITIER	2		
8	02112-04087-000	SCREW	2		
9	08321-01043-000	DISCONTINUED	2		
10	34189-24B80-000	CUSHION	2		
11	34170-24B20-000	FAISCEAU	1		
12	09471-12103-000	BULB (12V,3W)	4		
13	09471-12108-000	BULB (12V,1.7W)	1		
14	09440-11022-000	SPRING	3		
15	09160-05036-000	WASHER	3		
16	08361-15053-000	NUT	3		
17	34910-24B00-000	CABLE	1		

DP019311.TIF LS650PG(E2) G 1986 / PHARE (MODELE G/J/K/L/M)



Liste de pièces

DP019311.TIF LS650PG(E2) G 1986 / PHARE (MODELE G/J/K/L/M)

REF NO	PART NO	DESCRIPTION	QTY	KIT	NOTES
1	35100-38A00-000	PHARE COMPLET	1		E1,E2,E24,E75
1	35100-38A51-999	PHARE COMPLET	1		E4,E15,E16,E17,E18,E21,E22,, E25,E34,E39,E53,E77, <-5100-38A50-999
2	35121-38A00-000	UNIT, LAMP	1	*	E1,E2,E24,E75
2	35121-38A41-000	UNIT, LAMP	1	*	E4,E15,E16,E17,E18,E21,, E22,E25,E34,E39,E53,E77
3	35111-38A00-000	RIM	1	*	
4	35130-38A00-000	RING, MOUNTING	1	*	
5	35173-38A00-000	CAOUTCHOUC	1	*	
6	02112-05166-000	DISCONTINUED	4	*	
6	09125-05102-000	SCREW (5X14)	4	*	E1,E75,MODEL K E2,E24, MODEL K/L E24
7	09160-05003-000	DISCONTINUED	4	*	<-5138-45230
8	35133-45230-000	RONDELLE	4	*	
9	35139-45230-000	CUSHION	4	*	
10	35155-48510-000	NUT	4	*	
11	09404-05401-000	DISCONTINUED	1	*	
12	09125-04020-000	SCREW, ADJUST (4X50)	2	*	<-5151-49430
13	35154-49430-000	DISCONTINUED	2	*	
14	35135-45600-000	NUT	2	*	
15	36853-38A00-000	FAISCEAU	1	*	
16	36118-49320-000	FAISCEAU	1	*	
17	36116-22630-000	CUSHION	1	*	
18	09471-12060-000	BULB,12V,60/55W (YELLOW)	1		
18	09471-12061-000	BULB,12V,60/55W (YELLOW)	1		E4 EXECUTED LOCALLY
19	09471-12001-000	BULB (12V,3.4W)	1		E1,E2,E24,E75
19	09471-12063-000	BULB (12V,4W)	1		E4,E15,E16,E17,E18,E21,E22,, E25,E34,E39,E53,E77
20	02142-05127-000	SCREW	2		
21	35950-14A00-000	REFLEX REFLECTOR, FRONT SIDE	2		E39,E77
22	08316-26055-000	DISCONTINUED	2		E39,E77
23	35956-24B20-000	BRACKET, FRONT SIDE GSX750FY	1		E39,E77
24	35957-24B20-000	BRACKET, FRONT SIDE GSX750FY	1		E39,E77
25	02112-05125-000	DISCONTINUED	2		E39,E77
26	08321-21055-000	DISCONTINUED	2		E39,E77
27	09409-05304-5PK	CLIP(BLACK)	2		5 HOLE,<-9409-05304


28	09409-06306-000	CLIP(BLACK)	2	5.5 HOLE
----	-----------------	-------------	---	----------

Notes de page

*DP019311.TIF LS650PG(E2) G 1986 / PHARE (MODELE G/J/K/L/M)***TEXTE DE LA REMARQUE**

OEM: REFER TO FIG.22A(D-9) FOR MODEL R

DP019275.TIF LS650PG(E2) G 1986 / PHARE (MODELE R)




Liste de pièces

DP019275.TIF LS650PG(E2) G 1986 / PHARE (MODELE R)

REF NO	PART NO	DESCRIPTION	QTY	KIT	NOTES
1	35100-38A00-000	PHARE COMPLET	1		
1	35100-38A51-999	PHARE COMPLET	1		E4,E15,E17,E18,E22,E25,, E39,E53
2	35121-38A00-000	UNIT, LAMP	1	*	
2	35121-38A41-000	UNIT, LAMP	1	*	E4,E15,E17,E18,E22,E25,, E39,E53
3	35111-38A00-000	RIM	1	*	
4	35130-38A00-000	RING, MOUNTING	1	*	
5	35173-38A00-000	CAOUTCHOUC	1	*	
6	09125-05102-000	SCREW (5X14)	4	*	
6	02112-05163-000	SCREW (5X16)	4	*	E4,E15,E17,E18,E22,E25,, E39,E53
7	09160-05003-000	DISCONTINUED	4	*	<-5138-45230
8	35133-45230-000	RONDELLE	4	*	
9	35139-45230-000	CUSHION	4	*	
10	35155-48510-000	NUT	4	*	
11	09404-05401-000	DISCONTINUED	1	*	
12	35151-38A00-000	SCREW	2	*	
13	35154-31300-000	SPRING	2	*	
14	35135-45600-000	NUT	2	*	
15	36853-38A00-000	FAISCEAU	1	*	
16	36118-49320-000	FAISCEAU	1	*	
17	36116-22630-000	CUSHION	1	*	
18	09471-12060-000	BULB,12V,60/55W (YELLOW)	1		
19	09471-12001-000	BULB (12V,3.4W)	1		
20	02142-05127-000	SCREW	2		
21	35950-14A00-000	REFLEX REFLECTOR, FRONT SIDE	2		E39
22	08310-00053-000	DISCONTINUED	2		E39
23	35956-24B20-000	BRACKET, FRONT SIDE GSX750FY	1		E39
24	35957-24B20-000	BRACKET, FRONT SIDE GSX750FY	1		E39
25	02112-35123-000	SCREW	2		E39
26	09409-05304-5PK	CLIP(BLACK)	2		5 HOLE,<-9409-05304
27	09409-06306-000	CLIP(BLACK)	2		5.5 HOLE

DP019646.TIF LS650PG(E2) G 1986 / CLIGNOTANT (MODELE G/J/K/L/M)



Liste de pièces

DP019646.TIF LS650PG(E2) G 1986 / CLIGNOTANT (MODELE G/J/K/L/M)

REF NO	PART NO	DESCRIPTION	QTY	KIT	NOTES
1	35601-38A22-000	LAMP ASSY, FRONT TURN SIGNAL	2		
1	35601-38A02-000	LAMP ASSY, FRONT TURN SIGNAL	2		MODEL G E24
2	35612-38A01-000	VOYANT	2	*	<-5612-38A00
3	35613-38A00-000	GASKET	2	*	
4	35624-38A20-000	REFLECTOR	2	*	
4	35624-38A00-000	REFLECTOR	2	*	MODEL G E24
5	03211-04256-000	DISCONTINUED	4	*	
6	35627-43010-000	GASKET	4	*	
7	09471-12045-000	BULB 12V35/25W	2	*	
7	09471-12006-000	BULB (12V,23W)	2	*	MODEL G E24
8	35623-38A01-000	SCREW	2	*	
9	35619-38A01-000	STAY, TURN SIGNAL LAMP	2	*	
10	02142-06108-000	SCREW	2		
11	35671-24B00-000	SUPPORT	1		
12	35681-24B00-000	SUPPORT	1		
13	01547-05257-000	BOLT	2		
14	35695-24B20-000	SPACER, TURN SIGNAL LAMP	2		E16,E17,E18,E22,E39,E77
15	35603-38A22-000	LAMP ASSY, REAR TURN SIGNAL	2		
15	35603-38A02-000	DISCONTINUED	2		MODEL G E24
16	35652-38A20-000	VOYANT	2	*	
16	35612-38A00-000	DISCONTINUED	2	*	MODEL G E24
17	35613-38A00-000	GASKET	2	*	
18	35654-38A20-000	REFLECTOR	2	*	
18	35624-38A00-000	REFLECTOR	2	*	MODEL G E24
19	03211-04253-000	SCREW	4	*	
20	35627-43010-000	GASKET	4	*	
21	09471-12045-000	BULB 12V35/25W	2	*	
21	09471-12006-000	BULB (12V,23W)	2	*	MODEL G E24
22	35623-38A01-000	SCREW	2	*	
23	35619-38A01-000	STAY, TURN SIGNAL LAMP	2	*	
24	02142-06167-000	SCREW	2		
24	02112-06107-000	SCREW	2		MODEL G/J E18,E22,E77, MODEL K E16,E18,E22,E39,E77

25	35621-24B20-000	SUPPORT	1	E16,E18,E22,E39,E77,H:17.5
25A	35621-24B21-000	SUPPORT	1	E16,E18,E22,E39,E77,H:15.5
26	35641-24B20-000	SUPPORT	1	E16,E18,E22,E39,E77,H:17.5
26A	35641-24B21-000	SUPPORT	1	E16,E18,E22,E39,E77,H:15.5
27	09160-06066-000	WASHER (6.5X20X1.6)	2	E16,E18,E22,E39,E77
28	02142-06127-000	SCREW	2	E16,E18,E22,E39,E77
29	09403-07315-000	SUPPORT	4	
30	38610-45091-000	RELAY, TURN SIGNAL	1	E22,MODEL G E2
31	38610-31X50-000	RELAY, TURN SIGNAL	1	E1,E4,E15,E16,E17,E18,E21,, E24,E25,E34,E39,E75,E77,, MODEL K E2, <-8610-31310
32	38621-24B01-000	BRACKET, TURN SIGNAL RELAY	1	MODEL G
33	38621-24B10-000	BRACKET, TURN SIGNAL RELAY	1	MODEL J/K/L/M

Notes de page


DP019646.TIF LS650PG(E2) G 1986 / CLIGNOTANT (MODELE G/J/K/L/M)

TEXTE DE LA REMARQUE

OEM: REFER TO FIG.23A(D-12) FOR MODEL R

OEM: REFER TO FIG.23A(D-12) FOR MODEL R

DP019532.TIF LS650PG(E2) G 1986 / CLIGNOTANT (MODELE R)




Liste de pièces

DP019532.TIF LS650PG(E2) G 1986 / CLIGNOTANT (MODELE R)

REF NO	PART NO	DESCRIPTION	QTY	KIT	NOTES
1	35601-38A22-000	LAMP ASSY, FRONT TURN SIGNAL	2		
2	35612-38A01-000	VOYANT	2	*	
3	35613-38A00-000	GASKET	2	*	
4	35624-38A20-000	REFLECTOR	2	*	
5	03211-04253-000	SCREW	4	*	
6	35627-43010-000	GASKET	4	*	
7	09471-12045-000	BULB 12V35/25W	2	*	
8	35623-38A01-000	SCREW	2	*	
9	35619-38A01-000	STAY, TURN SIGNAL LAMP	2	*	
10	02142-06107-000	SCREW	2		
11	35671-24B00-000	SUPPORT	1		
12	35681-24B00-000	SUPPORT	1		
13	01547-05257-000	BOLT	2		
14	35695-24B20-000	SPACER, TURN SIGNAL LAMP	2		E17,E18,E22,E39
15	35603-38A22-000	LAMP ASSY, REAR TURN SIGNAL	2		
16	35652-38A21-000	VOYANT	2	*	
17	35613-38A00-000	GASKET	2	*	
18	35654-38A20-000	REFLECTOR	2	*	
19	03211-04253-000	SCREW	4	*	
20	35627-43010-000	GASKET	4	*	
21	09471-12045-000	BULB 12V35/25W	2	*	
22	35623-38A01-000	SCREW	2	*	
23	35619-38A01-000	STAY, TURN SIGNAL LAMP	2	*	
24	02142-06167-000	SCREW	2		
24	02112-06107-000	SCREW	2		E17,E18,E22,E39
25	35621-24B21-000	SUPPORT	1		E17,E18,E22,E39
26	35641-24B21-000	SUPPORT	1		E17,E18,E22,E39
27	09160-06066-000	WASHER	2		E17,E18,E22,E39
28	02142-06127-000	SCREW	2		E17,E18,E22,E39
29	09403-07315-000	SUPPORT	4		
30	38610-45D01-000	RELAY, TURN SIGNAL	1		
31	38621-24B10-000	BRACKET, TURN SIGNAL RELAY	1		

DP019731.TIF LS650PG(E2) G 1986 / ENS. PHARE ARR




Liste de pièces

DP019731.TIF LS650PG(E2) G 1986 / ENS. PHARE ARR

REF NO	PART NO	DESCRIPTION	QTY	KIT	NOTES
1	35710-24B21-000	LAMP ASSY, REAR COMBINATION	1		MODEL G
1	35710-24B00-000	LAMP ASSY, REAR COMBINATION	1		MODEL J/K/L/M/P/R
2	35712-24B21-000	VOYANT	1	*	
3	35713-38A00-000	DISCONTINUED	1	*	
4	35723-44130-000	SCREW	2	*	
5	35627-43010-000	GASKET	2	*	
6	09471-12083-000	DISCONTINUED	1	*	
7	35765-24B30-000	DISCONTINUED	1	*	MODEL G
7	35765-24B00-000	CUSHION	1	*	MODEL J/K/L/M/P/R
8	35764-26470-000	CUSHION	3	*	
9	35766-37190-000	RONDELLE	3	*	MODEL G
9	35766-37190-000	RONDELLE	1	*	MODEL J/K/L/M/P/R
10	35766-40640-000	RONDELLE	2	*	MODEL J/K/L/M/P/R
11	01500-06253-000	DISCONTINUED	3		MODEL G/J/K/L
11	09116-06087-000	DISCONTINUED	3		MODEL M/R
12	09160-06066-000	WASHER (6.5X20X1.6)	3		<-9160-06020
13	09308-09013-000	GROMMET	1		
14	35910-24B20-000	LAMP ASSY, LICENSE	1		
14	35910-24B00-000	DISCONTINUED	1		MODEL K/M E1
14	35910-24B30-000	DISCONTINUED	1		MODEL G E24,->5910-24B30-999
15	35917-38A20-000	COUVERCLE	1	*	
15	35917-38A30-000	DISCONTINUED	1	*	MODEL G E24,MODEL K/M E1
16	35912-38A20-000	VOYANT	1	*	
16	35912-38A30-000	VOYANT	1	*	MODEL G E24,MODEL K E1
17	35913-38A30-000	GASKET	1	*	
18	35766-24B30-000	RONDELLE	2	*	
19	08321-01043-000	DISCONTINUED	2	*	
20	08310-00047-000	NUT	2	*	
21	09471-12140-000	DISCONTINUED	1	*	
21	09471-12141-000	BULB (12V,5W)	1	*	MODEL K/M E1
21	09471-12037-000	DISCONTINUED	1	*	MODEL G E24
22	35950-43431-000	REFLEX REFLECTOR, REAR SIDE	2		E39,E77
23	08316-10053-000	NUT	2		
24	35970-01A00-000	REFLEX REFLECTOR, REAR	1		
25	08316-10053-000	NUT	1		
26	35970-38A00-000	REFLEX REFLECTOR, REAR	1		MODEL G E24,MODEL K/M E1
27	08316-10053-000	NUT	2		

DP019789.TIF LS650PG(E2) G 1986 / CABLAGE FAISCEAU (MODELE G/J/K/L/M)



Liste de pièces

DP019789.TIF LS650PG(E2) G 1986 / CABLAGE FAISCEAU (MODELE G/J/K/L/M)

REF NO	PART NO	DESCRIPTION	QTY	KIT	NOTES
1	36610-24B00-000	HARNESS, WIRING	1		MODEL G
1	36610-24B20-000	HARNESS, WIRING	1		MODEL J/K/L/M
2	36611-38A00-000	CELLULE	1	*	MODEL J/K/L/M
3	09404-06415-000	DISCONTINUED	2		MODEL G
3	09404-06404-000	DISCONTINUED	1		MODEL J/K/L/M
3	09404-06422-000	DISCONTINUED	1		MODEL K/L/M
3	09404-08404-000	DISCONTINUED	1		MODEL J/K/L/M
4	09407-14403-000	DISCONTINUED	2		MODEL G
4	09407-14403-000	DISCONTINUED	4		MODEL J/K/L/M
4	09407-18402-000	CLAMP (L:165)	5		MODEL G
4	09407-18402-000	CLAMP (L:165)	2		MODEL J/K/L/M
4	09407-25401-000	CLAMP	2		MODEL J/K/L/M
5	09409-05306-000	CLIP	2		MODEL J/K/L/M
6	36651-24B00-000	CLAMP, WIRING HARNESS	1		
7	36740-24B01-000	FUSE ASSY, MAIN	1		
8	09481-20101-000	FUSE 20A	2	*	
9	37110-24B00-000	DISCONTINUED	1		MODEL G/J/K
9	37110-24B02-000	DISCONTINUED	1		MODEL L/M,<-7110-24B01
10	07130-05167-000	BOLT	2	*	
11	08321-01057-000	DISCONTINUED	2	*	
12	37740-04A10-000	FAISCEAU STOP LTZ400 K3	1		
13	09443-06077-000	SPRING	1		
14	37840-24B00-000	CONTACTEUR	1		MODEL G E4,E17,E21,E24,E25,, E34,E39
15	02112-05205-000	DISCONTINUED	2		MODEL G
16	08321-21055-000	DISCONTINUED	2		MODEL G
17	09443-08046-000	SPRING	1		MODEL G
18	37840-24B60-000	DISCONTINUED	1		MODEL J/K
18	37840-12X50-000	CONTACTEUR	1		MODEL L/M,<-7840-24B61
19	02112-06205-000	DISCONTINUED	2		MODEL J/K/L/M
20	08321-21064-000	DISCONTINUED	2		MODEL J/K/L/M
21	38740-24X50-000	RELAY ASSY, SIDE STAND	1		MODEL J/K/L/M,<-8740-24B10
22	38500-24B00-000	HORN ASSY	1		MODEL G E2,E21,E24

23	38500-24B10-000	HORN ASSY	1	E1,E4,E15,E16,E17,E18,E22,, E25,E34,E39, MODEL K E2,E21, MODEL K/L E24
24	36852-24B10-000	LEAD WIRE, HORN	1	E1,E4,E15,E16,E17,E18,E22,, E25,E34,E39, MODEL K E2,E21, MODEL K/L E24
25	02142-06125-000	DISCONTINUED	2	
26	37146-03A00-000	KEY, BLANK	1	OPT,TYPE C
26	37146-03A10-000	KEY, BLANK	1	OPT,TYPE D
26	37146-03A20-000	KEY, BLANK	1	OPT,TYPE E
26	37146-03A30-000	KEY, BLANK	1	OPT,TYPE F

Notes de page


DP019789.TIF LS650PG(E2) G 1986 / CABLAGE FAISCEAU (MODELE G/J/K/L/M)

TEXTE DE LA REMARQUE

OEM: REFER TO FIG.25A(D-16) FOR MODEL R

OEM: REFER TO FIG.25A(D-16) FOR MODEL R

DP019685.TIF LS650PG(E2) G 1986 / CABLAGE FAISCEAU (MODELE R)




Liste de pièces

DP019685.TIF LS650PG(E2) G 1986 / CABLAGE FAISCEAU (MODELE R)

REF NO	PART NO	DESCRIPTION	QTY	KIT	NOTES
1	36610-24B50-000	HARNESS, WIRING	1		
2	36611-38A00-000	CELLULE	1	*	
3	09404-06404-000	DISCONTINUED	1		
3	09404-06422-000	DISCONTINUED	1		
3	09404-08404-000	DISCONTINUED	1		
4	09407-14403-000	DISCONTINUED	4		
4	09407-18402-000	CLAMP (L:165)	2		
4	09407-25401-000	CLAMP	2		
5	09409-05306-000	CLIP	2		
6	36651-24B00-000	CLAMP, WIRING HARNESS	1		
7	36740-24B01-000	FUSE ASSY, MAIN	1		
8	09481-20101-000	FUSE 20A	2	*	
9	37110-24B02-000	DISCONTINUED	1		<-7110-24B01
10	07130-05167-000	BOLT	2	*	
11	08321-01057-000	DISCONTINUED	2	*	
12	37740-31D00-000	FAISCEAU STOP LTZ400 K3	1		
13	09443-06077-000	SPRING	1		
14	37840-44A20-000	DISCONTINUED	1		
15	01550-06203-000	SCREW	2		
16	38740-24X50-000	RELAY ASSY, SIDE STAND	1		<-8740-24B10
17	38500-24B00-000	HORN ASSY	1		
18	36852-24B10-000	LEAD WIRE, HORN	1		
19	02142-06123-000	SCREW	2		
20	37146-03A00-000	KEY, BLANK	1		OPT,TYPE C
20	37146-03A10-000	KEY, BLANK	1		OPT,TYPE D
20	37146-03A20-000	KEY, BLANK	1		OPT,TYPE E
20	37146-03A30-000	KEY, BLANK	1		OPT,TYPE F

DP019071.TIF LS650PG(E2) G 1986 / CHASSIS




Liste de pièces

DP019071.TIF LS650PG(E2) G 1986 / CHASSIS

REF NO	PART NO	DESCRIPTION	QTY	KIT	NOTES
1	41100-24B00-019	DISCONTINUED	1		MODEL G/J
1	41100-24B01-019	CADRE	1		MODEL K/L/M/R
2	09409-06306-000	CLIP	2		
3	09106-08074-000	BOLT	4		
4	41970-24B00-019	PLATE, NO.4 RH (BLACK)	1		
5	41980-24B00-019	PLATE, NO.4 LH (BLACK)	1		
6	41991-24B00-019	SUPPORT MOTEUR	1		
7	41992-24B00-019	PLATE, NO.5 LH (BLACK)	1		
8	09103-08037-000	BOLT	2		MODEL G/J/K/L/M
8	09103-08279-000	BOLT	2		MODEL R
9	08319-21083-000	NUT	2		
10	08321-01083-000	LOCK WASHER	2		
11	08322-01083-000	WASHER	2		

DP018207.TIF LS650PG(E2) G 1986 / PROP STAND - REAR BRAKE




Liste de pièces

DP018207.TIF LS650PG(E2) G 1986 / PROP STAND - REAR BRAKE

REF NO	PART NO	DESCRIPTION	QTY	KIT	NOTES
1	42311-38A10-000	BEQUILLE	1		MODEL G
1	42310-24B00-000	DISCONTINUED	1		MODEL J/K/L/M/R
2	42341-38A00-000	DISCONTINUED	1		MODEL G
2	42341-38B01-000	BOLT	1		MODEL J/K/L/M/R
3	08221-15245-000	DISCONTINUED	1		
4	43575-24B00-000	CAP	1		
5	08310-00107-000	NUT	1		MODEL G/J/K/L/M
5	09140-10044-000	NUT	1		MODEL R
6	09443-15033-000	SPRING	1		MODEL G
7	09443-15027-000	SPRING	1		MODEL G E4,E17,E21,E24,E25,, E34,E39
8	09443-15034-000	SPRING	1		MODEL J/K/L/M/R
9	09443-18020-000	SPRING	1		MODEL J/K/L/M/R
10	09443-18018-000	SPRING	1		MODEL G E22
11	09443-16016-000	SPRING	1		MODEL G E22
12	42331-24B00-000	SUPPORT	1		MODEL G
13	09103-10087-000	SCREW,M5X16	1		
14	01517-10208-000	DISCONTINUED	1		MODEL G
15	43110-24B01-000	DISCONTINUED	1		MODEL G/J/K/L/M
15	43110-24B10-000	PEDALE	1		E77,E16,MODEL K/M E17, MODEL R
16	09448-32017-000	SPRING	1		
17	04111-30308-000	PIN 12X10	1		
18	09100-06133-000	BOLT, ADJUSTER	1		
19	08310-00067-000	NUT	1		
20	09160-16015-000	WASHER	1		
21	58510-24B00-000	DISCONTINUED	1		MODEL G/J
21	58510-24B10-000	TRANSMISSION FREIN	1		MODEL K/L/M/R
22	09209-13005-000	DISCONTINUED	1		
23	09150-06009-000	DISCONTINUED	1		
24	09200-05001-000	PIN 16X10	1		
25	04111-20158-000	PIN 12X10	1		
26	01107-06165-000	DISCONTINUED	2		
27	08321-21064-000	DISCONTINUED	2		

DP019536.TIF LS650PG(E2) G 1986 / REPOSE PIED




Liste de pièces

DP019536.TIF LS650PG(E2) G 1986 / REPOSE PIED

REF NO	PART NO	DESCRIPTION	QTY	KIT	NOTES
1	43510-24B00-000	SUPPORT REPOSE PIED	1		
2	43520-24B11-000	BRACKET, FRONT FOOTREST LH	1		MODEL G
2	43520-24B02-000	BRACKET, FRONT FOOTREST LH	1		MODEL G E4,E17,E21,E24,E25,, E34,E39
3	43520-24B21-000	DISCONTINUED	1		MODEL J/K/L/M/R
4	43517-24B01-000	HOLDER, FRONT FOOTREST RH	1		
5	43527-24B01-000	SUPPORT	1		MODEL G
6	09140-16029-000	NUT 16MM	1		
7	09140-22006-000	NUT 32MM	1		MODEL G
8	43530-24B10-000	BAR, FRONT FOOTREST RH	1		MODEL G
8	43530-24B02-000	BAR, FRONT FOOTREST RH	1		MODEL J/K/L/M/R
9	43540-24B10-000	BAR, FRONT FOOTREST LH	1		MODEL G
9	43540-24B02-000	BAR, FRONT FOOTREST LH	1		MODEL J/K/L/M/R
10	43551-38A00-000	RUBBER	2		
11	43641-38A00-000	AXE	2		
12	43576-24B00-000	CAP	2		
13	43570-24B00-000	DISCONTINUED	2		MODEL G/J/K/L/M
13	43570-24B01-000	CAOUTCHOUC	2		MODEL R
14	43470-24B00-000	RONDELLE	1		
15	43480-24B00-000	RONDELLE	1		
16	43600-24B00-000	REPOSE PIED	1		
16	43700-24B00-000	FOOTREST ASSY, PILLION LH	1		
17	43610-24B01-000	BAR, PILLION FOOTREST RH	1	*	
17	43710-24B01-000	REPOSE PIED	1	*	
18	43651-24B00-000	RUBBER,PILLION F	2	*	
19	43621-24B00-000	DISCONTINUED	2	*	MODEL G
19	43621-24B10-000	REPOSE PIED	2	*	MODEL J/K/L/M/R
20	43641-38A00-000	AXE	2	*	
21	43570-38A00-000	WASHER,THRUST	1	*	
21	43580-38A00-000	WASHER,12X40X3.0	1	*	
22	43576-24B00-000	CACHE	2	*	
23	43622-24B00-000	WASHER,12.5X30X2	2		
24	07110-10455-000	DISCONTINUED	2		MODEL G/J/K
24	09106-10022-000	BOLT	2		MODEL L/M
24	07130-10453-000	BOLT	2		MODEL R
25	43650-24B10-000	HOLDER, PILLION FOOTREST RH	1		E34
25	43750-24B10-000	HOLDER, PILLION FOOTREST LH	1		E34
26	43760-24B10-000	BOSS, PILLION FOOTREST	2		E34
27	43570-38A00-000	WASHER,THRUST	1		E34
27	43580-38A00-000	WASHER,12X40X3.0	1		E34
28	43610-24B01-000	BAR, PILLION FOOTREST RH	1		E34
28	43710-24B01-000	REPOSE PIED	1		E34
29	43651-24B00-000	CAOUTCHOUC	2		E34
30	01517-12165-000	BOLT	2		E34
31	09200-10016-000	PIN 16X10	2		E34
32	08322-11104-000	DISCONTINUED	2		E34
33	04111-25208-000	PIN 12X10	2		E34

DP018753.TIF LS650PG(E2) G 1986 / RESERVOIR ESS (MODELE G/J/K/L)



Liste de pièces

DP018753.TIF LS650PG(E2) G 1986 / RESERVOIR ESS (MODELE G/J/K/L)

REF NO	PART NO	DESCRIPTION	QTY	KIT	NOTES
1	44100-24B00-13Z	DISCONTINUED	1		MODEL G
1	44100-24B20-13Z	TANK GS500E/L	1		MODEL G E22
1	44100-24B00-00J	DISCONTINUED	1		MODEL G
1	44100-24B20-00J	TANK ASSY, FUEL (RED)	1		MODEL G E22
2	68111-24B00-23A	EMBLEM (GRAY)	2	*	MODEL G FOR 13Z
2	68111-24B00-22Z	EMBLEM (RED)	2	*	MODEL G FOR 00J
3	44100-24B30-24V	DISCONTINUED	1		MODEL J/K/L
3	44100-24B50-24V	TANK ASSY, FUEL (BLUE)	1		MODEL J/K E22
3	44100-24B30-33D	DISCONTINUED	1		MODEL J/K/L
3	44100-24B50-33D	TANK GSX750/Y	1		MODEL J/K E22
4	68111-24B10-38S	EMBLEM (BLUE)	2	*	MODEL J/K/L FOR 24V
4	68111-24B10-34G	EMBLEM (MAROON)	2	*	MODEL J/K/L FOR 33D
5	44200-24830-000	CAP, FILLER	1		MODEL G/J/K/L
6	09329-10016-000	CUSHION, FRONT	2		
7	09320-10020-000	CUSHION	2		
8	09320-14013-000	CUSHION	2		
9	09180-06072-000	DISCONTINUED	2		
10	01500-06303-000	BOLT	2		
11	44552-24B00-000	CAOUTCHOUC	1		
12	86932-73060-000	LABEL,FUEL GSX-R750/Y-	1		E24


Notes de page

DP018753.TIF LS650PG(E2) G 1986 / RESERVOIR ESS (MODELE G/J/K/L)

TEXTE DE LA REMARQUE

OEM: REFER TO FIG.29A(E-7) FOR MODEL M/R

DP017821.TIF LS650PG(E2) G 1986 / RESERVOIR ESS (MODELE M/R)




Liste de pièces

DP017821.TIF LS650PG(E2) G 1986 / RESERVOIR ESS (MODELE M/R)

REF NO	PART NO	DESCRIPTION	QTY	KIT	NOTES
1	44100-24B30-13Z	TANK GS500E/L	1		MODEL M
1	44100-24B30-33H	TANK ASSY, FUEL (BLUE)	1		MODEL M
1	44100-24B50-13Z	TANK GS500E/L	1		MODEL M E22
1	44100-24B50-33H	TANK ASSY, FUEL (BLUE)	1		MODEL M E22
1	44100-24B30-1NX	TANK GS500E/L	1		MODEL R
1	44100-24B30-22U	TANK GSX750/Y	1		MODEL R
1	44100-24B50-1NX	DISCONTINUED	1		MODEL R E17,E22
1	44100-24B50-22U	DISCONTINUED	1		MODEL R E17,E22
2	68111-24B10-38V	EMBLEM,"SUZUKI"	2	*	MODEL M FOR 13Z
2	68111-24B10-0YW	EMBLEM (BLUE)	2	*	MODEL M FOR 33H
2	68111-24B10-B6U	EMBLEM	2	*	MODEL R FOR 1NX
2	68111-24B10-B8J	EMBLEM	2	*	MODEL R FOR 22U
3	44200-24830-000	BOUCHON DE RESERVOIR	1		
4	09329-10016-000	CUSHION, FRONT	2		
5	09320-10020-000	CUSHION	2		
6	09320-14013-000	CUSHION	2		
7	09180-06072-000	DISCONTINUED	2		
8	01500-06303-000	BOLT	2		
9	44552-24B00-000	CAOUTCHOUC	1		

DP018125.TIF LS650PG(E2) G 1986 / ROBINET ESS




Liste de pièces

DP018125.TIF LS650PG(E2) G 1986 / ROBINET ESS

REF NO	PART NO	DESCRIPTION	QTY	KIT	NOTES
1	44300-24B00-000	COCK ASSY, FUEL	1		
2	09128-06057-000	BOLT	2		MODEL G/J
2	09128-06006-000	DISCONTINUED	2		MODEL K/L/M/R
3	09168-06026-000	GASKET	2		
3	09168-06023-000	GASKET	2		E17
4	09343-07195-000	DISCONTINUED	1		MODEL G/J
4	09354-70123-600	DISCONTINUED	1		MODEL K/L/M/R
5	09401-12406-000	DISCONTINUED	2		

DP019516.TIF LS650PG(E2) G 1986 / SIEGE




Liste de pièces

DP019516.TIF LS650PG(E2) G 1986 / SIEGE

REF NO	PART NO	DESCRIPTION	QTY	KIT	NOTES
1	45100-24B00-4HS	DISCONTINUED	1		MODEL G
1	45100-24B20-4HS	SEAT SET	1		MODEL J/K/L/M/R
2	45149-43500-000	CUSHION, CENTER	2	*	
3	45149-31300-000	CUSHION	1	*	
4	45148-16700-000	DISCONTINUED	2	*	
5	45116-24B00-000	CAOUTCHOUC	1	*	
6	46117-24B00-000	CAOUTCHOUC	4	*	
7	45114-24B00-000	SUPPORT	2	*	
8	01517-06256-000	DISCONTINUED	4	*	
9	09160-06020-000	DISCONTINUED	4	*	MODEL G/J/K/L/M
9	09160-06066-000	WASHER	4	*	MODEL R
10	45169-24B00-000	DISCONTINUED	4	*	
11	45118-24B00-000	CUSHION	4	*	
12	09128-06041-000	DISCONTINUED	2		MODEL G/J
12	09118-06088-000	BOLT	2		MODEL K/L/M/R
13	08321-21064-000	DISCONTINUED	2		
14	08322-21064-000	DISCONTINUED	2		
15	09169-06037-000	WASHER	2		
16	45180-24B00-4HS	SANGLE	1		E4,E16,E21,E22,E24,E34,E39,, E53, MODEL R E17
17	45119-24B00-000	SUPPORT	1		
18	01107-06166-000	DISCONTINUED	2		MODEL G/J
18	01134-06166-000	DISCONTINUED	2		MODEL K/L/M
18	01570-06163-000	BOLT	2		MODEL R
19	08321-21066-000	DISCONTINUED	2		MODEL G/J
20	45300-24B00-4HS	SEAT SET,PILLION	1		
21	45149-24B00-000	CUSHION	2	*	
22	45149-43500-000	CUSHION	2	*	
23	45350-24B00-4HS	DOSSIER	1		
24	02122-05168-000	DISCONTINUED	2		
25	11967-82000-000	LABEL, ASBESTOS WARNING	1		E2

DP019134.TIF LS650PG(E2) G 1986 / PILLION RIDER HANDLE




Liste de pièces

DP019134.TIF LS650PG(E2) G 1986 / PILLION RIDER HANDLE

REF NO	PART NO	DESCRIPTION	QTY	KIT	NOTES
1	46210-24B00-000	HANDLE, PILLION RIDER UPPER	1		
2	46210-24B10-000	HANDLE, PILLION RIDER UPPER	1		E2,E4,E15,E16,E17,E18,E21,, E24,E25,E34,E39,E53
3	46210-24B20-000	HANDLE, PILLION RIDER UPPER	1		E22
4	01204-08127-000	BOLT, UPPER	2		
5	07130-08127-000	BOLT, LOWER	2		
6	68281-24B00-000	EMBLEM	1		
7	46212-24B20-000	PLATE, REAR	1		E22
8	02142-06104-000	DISCONTINUED	2		E22
9	46240-24B00-000	ARCEAU DE SELLE	1		
9	46240-24B10-000	ARCEAU DE SELLE	1		E39,E77
10	46250-24B00-000	HANDLE, PILLION RIDER LH	1		
10	46250-24B10-000	HANDLE, PILLION RIDER LH	1		E39,E77
11	46261-24B00-000	COUVERCLE	1		
12	01550-08163-000	BOLT, REAR	4		
13	01550-08353-000	BOLT, FRONT	4		
13	01550-08403-000	DISCONTINUED	4		E2,E4,E15,E16,E17,E18,E21,, E22,E24,E25,E39,E53
13	09103-08178-000	BOLT, FRONT	4		MODEL G/J E34
13	01550-08453-000	BOLT, FRONT	4		MODEL K E34
14	08313-20087-000	NUT	4		
15	95700-38831-000	DISCONTINUED	1		MODEL G/J/K/L/M
15	95700-38821-000	LOCK ASSY, HELMET	1		MODEL R
16	02112-05127-000	SCREW	1		

DP019450.TIF LS650PG(E2) G 1986 / CARTER CHASSIS (MODELE G/J/K/L)



Liste de pièces

DP019450.TIF LS650PG(E2) G 1986 / CARTER CHASSIS (MODELE G/J/K/L)

REF NO	PART NO	DESCRIPTION	QTY	KIT	NOTES
1	47110-24B00-13Z	DISCONTINUED	1		MODEL G
1	47110-24B00-00J	DISCONTINUED	1		MODEL G
1	47110-24B00-24V	DISCONTINUED	1		MODEL J/K/L
1	47110-24B00-33D	DISCONTINUED	1		MODEL J/K/L
2	68131-24B00-23A	EMBLEM (GRAY)	1	*	FOR 13Z
2	68131-24B00-38W	EMBLEM (BLUE)	1	*	FOR 24V,33H
2	68131-24B00-22Z	EMBLEM (RED)	1	*	FOR 00J,33D
3	13719-84150-000	CUSHION	1	*	
4	47110-24B10-13Z	COVER, FRAME RH (BLACK)	1		MODEL G E4
4	47110-24B10-00J	COVER, FRAME RH (RED)	1		MODEL G E4
4	47110-24B10-24V	COVER, FRAME RH (BLUE)	1		MODEL J/K E4
4	47110-24B10-33D	COVER, FRAME RH (MAROON)	1		MODEL J/K E4
5	68131-24B10-23A	EMBLEM (GRAY)	1	*	E4,FOR 13Z
5	68131-24B10-38W	EMBLEM (BLUE)	1	*	E4,FOR 24V
5	68131-24B10-22Z	EMBLEM (RED)	1	*	E4,FOR 00J,33D
6	02142-05124-000	DISCONTINUED	1		
7	02142-05164-000	DISCONTINUED	1		
8	08321-21055-000	DISCONTINUED	1		
9	08322-21055-000	DISCONTINUED	1		
10	47210-24B00-13Z	DISCONTINUED	1		MODEL G
10	47210-24B00-00J	DISCONTINUED	1		MODEL G
10	47210-24B00-24V	DISCONTINUED	1		MODEL J/K/L
10	47210-24B00-33D	DISCONTINUED	1		MODEL J/K/L
11	68131-24B00-23A	EMBLEM (GRAY)	1	*	FOR 13Z
11	68131-24B00-38W	EMBLEM (BLUE)	1	*	FOR 24V,33H
11	68131-24B00-22Z	EMBLEM (RED)	1	*	FOR 00J,33D
12	47210-24B10-13Z	COVER, FRAME LH (BLACK)	1		MODEL G E4
12	47210-24B10-00J	COVER, FRAME LH (RED)	1		MODEL G E4
12	47210-24B10-24V	COVER, FRAME RH (BLUE)	1		MODEL J/K E4
12	47210-24B10-33D	COVER, FRAME RH (MAROON)	1		MODEL J/K E4
13	68131-24B10-23A	EMBLEM (GRAY)	1	*	E4,FOR 13Z
13	68131-24B10-38W	EMBLEM (BLUE)	1	*	E4,FOR 24D
13	68131-24B10-22Z	EMBLEM (RED)	1	*	E4,FOR 00J
14	47180-24B03-000	SUPPORT	1		
15	47117-45000-000	CUSHION	1		
16	02122-06125-000	DISCONTINUED	2		
17	02142-05124-000	DISCONTINUED	2		
18	47430-24B01-000	HOLDER, TOOL	1		
19	47440-24B00-000	DISCONTINUED	1		MODEL G
19	47440-24B10-000	COUVERCLE	1		MODEL J/K/L
20	47445-24B00-000	MOLDING, TOOL HOLDER	2	*	
21	33652-38A10-000	DISCONTINUED	2	*	
22	02112-05105-000	DISCONTINUED	2		
23	08322-21055-000	DISCONTINUED	2		
24	02112-06107-000	SCREW,5X12	1		
25	68226-24B00-000	LABEL, TOOL LOCK COVER	1		
26	95700-24870-000	LOCK ASSY, TOOL HOLDER	1		
27	47434-24B00-000	PLATE, LOCK	1		
28	09800-00318-000	DISCONTINUED	1		MODEL G
28	09800-00347-000	DISCONTINUED	1		MODEL J/K/L
29	96220-24B00-000	GUAGE ASSY, TENTION	1	*	

Notes de page


DP019450.TIF LS650PG(E2) G 1986 / CARTER CHASSIS (MODELE G/J/K/L)

TEXTE DE LA REMARQUE

OEM: REFER TO FIG.33A(E-13) FOR MODEL M/R

OEM: REFER TO FIG.33A(E-13) FOR MODEL M/R

DP019460.TIF LS650PG(E2) G 1986 / CARTER CHASSIS (MODELE M/R)




Liste de pièces

DP019460.TIF LS650PG(E2) G 1986 / CARTER CHASSIS (MODELE M/R)

REF NO	PART NO	DESCRIPTION	QTY	KIT	NOTES
1	47100-24B00-1WX	COVER, FRAME RH (BLACK)	1		MODEL M
1	47100-24B00-1FX	COVER, FRAME RH (BLUE)	1		MODEL M
1	47100-24B00-1NX	COVER, FRAME RH (BLACK)	1		MODEL R
1	47100-24B00-22U	COVER, FRAME RH (MAROON)	1		MODEL R
2	68131-24B00-22Z	EMBLEM (RED)	1	*	MODEL M FOR 1WX
2	68131-24B00-38W	EMBLEM (BLUE)	1	*	MODEL M FOR 1FX
2	68131-24B00-B6V	EMBLEM	1	*	MODEL R FOR 1NX
2	68131-24B00-B8K	EMBLEM	1	*	MODEL R FOR 22U
3	13719-84150-000	CUSHION	1	*	
4	47100-24B10-1WX	COVER, FRAME RH (BLACK)	1		MODEL M E4
4	47100-24B10-33H	COVER, FRAME RH (BLUE)	1		MODEL M E4
4	47100-24B10-1NX	COVER, FRAME RH (BLACK)	1		MODEL R E4
4	47100-24B10-22U	COVER, FRAME RH (MAROON)	1		MODEL R E4
5	68131-24B10-1EB	EMBLEM (RED)	1	*	MODEL M E4 FOR 1WX
5	68131-24B10-38S	EMBLEM (BLUE)	1	*	MODEL M E4 FOR 33H
5	68131-24B10-23A	EMBLEM	1	*	MODEL R E4 FOR 1NX
5	68131-24B10-1YE	EMBLEM	1	*	MODEL R E4 FOR 22U
6	13719-84150-000	CUSHION	1	*	
7	02142-05124-000	DISCONTINUED	1		MODEL M
7	02122-05123-000	SCREW	1		MODEL R
8	02142-05164-000	DISCONTINUED	1		MODEL M
8	02112-75163-000	VIS	1		MODEL R
9	08321-21055-000	DISCONTINUED	1		MODEL M
10	08322-21055-000	DISCONTINUED	1		MODEL M
11	47200-24B00-1WX	COVER, FRAME LH (BLACK)	1		MODEL M
11	47200-24B00-1FX	COVER, FRAME LH (BLUE)	1		MODEL M
11	47200-24B00-1NX	COVER, FRAME LH (BLACK)	1		MODEL R
11	47200-24B00-22U	COVER, FRAME LH (MAROON)	1		MODEL R
12	68131-24B00-22Z	EMBLEM (RED)	1	*	MODEL M FOR 1WX
12	68131-24B00-38W	EMBLEM (BLUE)	1	*	MODEL M FOR 1FX
12	68131-24B00-B6V	EMBLEM	1	*	MODEL R FOR 1NX
12	68131-24B00-B8K	EMBLEM	1	*	MODEL R FOR 22U
13	47200-24B10-1WX	COVER, FRAME LH (BLACK)	1		MODEL M E4
13	47200-24B10-33H	COVER, FRAME LH (BLUE)	1		MODEL M E4
13	47200-24B10-1NX	COVER, FRAME LH (BLACK)	1		MODEL R E4
13	47200-24B10-22U	COVER, FRAME LH (MAROON)	1		MODEL R E4
14	68131-24B10-1EB	EMBLEM (RED)	1	*	MODEL M E4 FOR 1WX
14	68131-24B10-38S	EMBLEM (BLUE)	1	*	MODEL M E4 FOR 33H
14	68131-24B10-23A	EMBLEM	1	*	MODEL R E4 FOR 1NX
14	68131-24B10-1YE	EMBLEM	1	*	MODEL R E4 FOR 22U
15	47180-24B03-000	SUPPORT	1		
16	47117-45000-000	CUSHION	1		
17	02122-06125-000	DISCONTINUED	2		MODEL M
17	02122-06123-000	SCREW, BRACKET	2		MODEL R
18	02142-05124-000	DISCONTINUED	2		MODEL M
18	02142-05123-000	SCREW	2		MODEL R
19	47430-24B01-000	HOLDER, TOOL	1		
20	47440-24B10-000	COUVERCLE	1		
21	47445-24B00-000	MOLDING, TOOL HOLDER	2	*	
22	33652-38A10-000	DISCONTINUED	2	*	
23	02112-05105-000	DISCONTINUED	2		MODEL M

23	02142-05103-000	VIS	2		MODEL R
24	08322-21055-000	DISCONTINUED	2		MODEL M
25	02112-06103-000	SCREW,5X12	1		
26	68226-24B00-000	LABEL, TOOL LOCK COVER	1		
27	95700-24870-000	LOCK ASSY, TOOL HOLDER	1		
28	47434-24B00-000	PLATE, LOCK	1		
29	09800-21012-000	TOOL ASSY	1		
30	96220-24B00-000	GUAGE ASSY, TENTION	1		

DP018931.TIF LS650PG(E2) G 1986 / FOURCHE AVT




Liste de pièces

DP018931.TIF LS650PG(E2) G 1986 / FOURCHE AVT

REF NO	PART NO	DESCRIPTION	QTY	KIT	NOTES
1	51103-24B00-000	DISCONTINUED	1		MODEL G
1	51103-24B01-000	DAMPER ASSY, RH	1		MODEL J/K/L/M/R
2	51104-24B00-000	DISCONTINUED	1		MODEL G
2	51104-24B01-000	DAMPER ASSY, LH	1		MODEL J/K/L/M/R
3	51130-24B00-000	BAS DE FOURCHE	1	*	
4	51140-24B00-000	BAS DE FOURCHE	1	*	
5	51173-20A00-000	DUST SEAL	2	*	
6	51156-40301-000	CLIP	2	*	
7	51153-20A00-000	OIL SEAL	2	*	
8	51158-14100-000	WASHER	2	*	
9	51167-14100-000	DISCONTINUED	2	*	MODEL G/J/K
9	51167-13A00-000	METAL, SLIDE	2	*	MODEL L/M/R
10	51147-16510-000	BOLT	2	*	
11	51148-41310-000	GASKET	2	*	
12	07110-08388-000	DISCONTINUED	1	*	
13	51195-24B00-000	BAGUE	2	*	MODEL G
13	51195-24B01-000	BAGUE	2	*	MODEL J/K/L/M/R
14	51146-24B00-000	CYLINDRE	2	*	MODEL G
14	51146-24B01-000	CYLINDRE	2	*	MODEL J/K/L/M/R
15	51177-49440-000	SPRING	2	**	
16	51196-05A00-000	SEGMENT	2	**	
17	51120-24B00-000	TUBE, INNER	2	*	MODEL G
17	51120-24B01-000	TUBE, INNER	2	*	MODEL J/K/L/M/R
18	51121-14100-000	PISTON	2	**	
19	51171-24B00-000	SPRING	2	*	
20	51172-24A00-000	GUIDE	2	*	
21	51176-24B00-000	RONDELLE	2	*	MODEL G
21	51176-24B01-000	RONDELLE	2	*	MODEL J/K/L/M/R
22	51117-40300-000	O RING	2	*	
23	51351-24B00-000	CAP	2	*	

DP018916.TIF LS650PG(E2) G 1986 / SYSTEME DE DIRECTION




Liste de pièces

DP018916.TIF LS650PG(E2) G 1986 / SYSTEME DE DIRECTION

REF NO	PART NO	DESCRIPTION	QTY	KIT	NOTES
1	51410-24B20-000	FOURCHE	1		
2	09265-30009-000	BEARING	1	*	
3	51310-24B00-000	PLATINE	1		
4	51357-24B00-000	WASHER	2	*	
5	51353-24B00-000	NUT LS650/Y-	1		
6	51356-27A00-000	DISCONTINUED	1		MODEL G
6	51356-24B01-000	WASHER	1		MODEL J/K/L/M/R
7	56211-24B00-000	HOLDER, HANDLE UPPER	2		
8	56221-24B00-000	HOLDER, HANDLE LOWER	2		LS650F
8A	56221-24B10-000	HOLDER, HANDLE LOWER	2		LS650P
9	07110-08307-000	DISCONTINUED	4		
10	09250-06009-000	CAP, HANDLE CLAMP	4		
11	56231-24B00-000	SUPPORT	2		LS650F
12	56240-24B00-000	CUSHION, UPPER	2		
13	56240-24B10-000	CAP DF90/115	2		
14	07110-10257-000	DISCONTINUED	2		LS650F
15	56223-24B10-000	BOULON	2		LS650P
16	09180-10065-000	RONDELLE	2		
17	08322-21105-000	DISCONTINUED	2		
18	09159-10027-000	NUT	2		
19	04111-20208-000	PIN 12X10	2		
20	07110-10307-000	DISCONTINUED	2		
21	51631-28000-000	NUT, STEERING STEM	1		
22	51643-49001-000	DISCONTINUED	1		MODEL G/J/K/L/M
22	51643-49002-000	DUST SEAL, STEERING UPPER	1		MODEL R
23	09265-25008-000	DISCONTINUED	1		
24	51900-22662-000	LOCK ASSY, STEERING	1		
25	51920-24B00-000	PLAQUE	1		MODEL G/J/K/L/M

DP017504.TIF LS650PG(E2) G 1986 / FRONT FENDER (E1,E2,E4,E17,E18,E21,E22,E25,E34,E39,E53)



Liste de pièces

DP017504.TIF LS650PG(E2) G 1986 / FRONT FENDER

(E1,E2,E4,E17,E18,E21,E22,E25,E34,E39,E53)

REF NO	PART NO	DESCRIPTION	QTY	KIT	NOTES
1	51810-38A02-000	DISCONTINUED	1		
2	08319-31067-000	NUT	2		
3	53110-24B01-00J	DISCONTINUED	1		MODEL G
3	53110-24B01-13Z	GARDE BOUE AVANT	1		MODEL G/M
3	53110-24B01-24V	DISCONTINUED	1		MODEL J/K
3	53110-24B01-33D	FENDER, FRONT (MAROON)	1		MODEL J/K
3	53110-24B01-33H	FENDER, FRONT (BLUE)	1		MODEL M
3	53110-24B01-22U	FENDER, FRONT (MAROON)	1		MODEL R
3	53110-24B01-33J	GARDE BOUE AVANT	1		MODEL R
4	01500-06167-000	BOLT	4		MODEL G/J
4	01137-06167-000	DISCONTINUED	4		MODEL K/M
4	01570-06163-000	BOLT	4		MODEL R
5	08321-01067-000	LOCK WASHER	4		MODEL G/J

Notes de page


DP017504.TIF LS650PG(E2) G 1986 / FRONT FENDER

(E1,E2,E4,E17,E18,E21,E22,E25,E34,E39,E53)

TEXTE DE LA REMARQUE

OEM: REFER TO FIG.37 (F-5) FOR E15/E16/E24/E75/E77

DP017641.TIF LS650PG(E2) G 1986 / HEADLAMP HOUSING - FRONT FENDER (E15/E16/E24/E75/E77)




Liste de pièces

(E15/E16/E24/E75/E77)

DP017641.TIF LS650PG(E2) G 1986 / HEADLAMP HOUSING - FRONT FENDER

REF NO	PART NO	DESCRIPTION	QTY	KIT	NOTES
1	51810-38A02-000	DISCONTINUED	1		
2	08319-31067-000	NUT	2		
3	53110-38A40-00J	FENDER, FRONT (RED)	1		MODEL G E15,E24
3	53110-38A40-13Z	GARDE BOUE AVANT	1		MODEL G/M E15,E24
3	53110-38A40-24V	FENDER, FRONT (BLUE)	1		E75,E77, MODEL J/K/L E15,E24
3	53110-38A40-33D	FENDER, FRONT (MAROON)	1		E75,E77, MODEL J/K/L E15,E24
3	53110-38A40-33H	FENDER, FRONT (BLUE)	1		MODEL M E15
3	53110-38A40-22U	FENDER, FRONT (MAROON)	1		MODEL R E15
3	53110-38A40-33J	GARDE BOUE AVANT	1		MODEL R E15
3	53110-38A50-00J	FENDER, FRONT (RED)	1		MODEL G E16
3	53110-38A50-13Z	GARDE BOUE AVANT	1		MODEL G/M E16
3	53110-38A50-24V	FENDER, FRONT (BLUE)	1		MODEL J/K E16
3	53110-38A50-33D	FENDER, FRONT (MAROON)	1		MODEL J/K E16
3	53110-38A50-33H	FENDER, FRONT (BLUE)	1		MODEL M E16
4	01500-06167-000	BOLT	4		MODEL G/J
4	01137-06167-000	DISCONTINUED	4		MODEL K/L/M
4	01570-06163-000	BOLT	4		MODEL R
5	08321-01067-000	LOCK WASHER	4		MODEL G/J
6	53118-38A30-000	EXTENSION, FRONT FENDER	1		E15,E24
7	02142-05104-000	DISCONTINUED	3		E15,E24
8	08322-21055-000	DISCONTINUED	3		E15,E24
9	08310-22055-000	DISCONTINUED	3		E15,E24
10	09250-06012-000	SCREW	3		E75,E77
11	53190-24B00-000	EXTENSION, FRONT FENDER	1		E75:STD,E77:OPT
12	53118-38A30-000	EXTENSION	1	*	E75:STD,E77:OPT
13	02142-05104-000	DISCONTINUED	3	*	E75:STD,E77:OPT
14	08322-21055-000	DISCONTINUED	3	*	E75:STD,E77:OPT
15	08310-22055-000	DISCONTINUED	3	*	E75:STD,E77:OPT

DP019683.TIF LS650PG(E2) G 1986 / ROUE AVT




Liste de pièces

DP019683.TIF LS650PG(E2) G 1986 / ROUE AVT

REF NO	PART NO	DESCRIPTION	QTY	KIT	NOTES
1	54111-24B01-000	HUB ASSY, FRONT	1		
2	08123-63027-000	BEARING	2		
3	09180-15074-000	SPACER 12.6X19X54	1		
4	54711-24B01-000	AXLE, FRONT	1		
5	54740-24B00-000	SPACER 12X22X24.2	1		
6	54750-24B00-000	SPACER, AXLE LH	1		
7	59211-24B00-000	DISK, FRONT BRAKE	1		
8	09106-08049-000	BOLT	4		
9	55100-24B00-000	DISCONTINUED	1		MODEL G/J
9	55100-24B01-000	DISCONTINUED	1		MODEL K/L/M/R
10	55200-15030-000	DISCONTINUED	1		MODEL G
10	55200-44610-000	DISCONTINUED	1		MODEL J/K/L/M/R
11	55261-15010-000	PROTECTOR	1		
12	55311-24B00-000	JANTE	1		
13	55320-24B00-000	RAYONS	1		
14	55412-38A00-000	BALANCER, WHEEL (20G)	0%3		
14	55413-38A00-000	BALANCER (30G)	0%3		

DP019123.TIF LS650PG(E2) G 1986 / GUIDON - CABLE (LS650FG/FJ/FK)



Liste de pièces

DP019123.TIF LS650PG(E2) G 1986 / GUIDON - CABLE (LS650FG/FJ/FK)

REF NO	PART NO	DESCRIPTION	QTY	KIT	NOTES
1	56110-24B10-000	DISCONTINUED	1		MODEL G/J,->6110-24B30
1	56110-24B30-000	GUIDON	1		MODEL K
2	56500-38A50-000	MIRROR ASSY, REAR VIEW	2		E2,E4,E17,E22,E34,E75,E77
3	56524-28600-000	CAP	2	*	
4	56500-45121-000	MIRROR ASSY, REAR VIEW RH	1		E16,E24
5	56600-45121-000	MIRROR ASSY, REAR VIEW LH	1		E16,E24
6	08310-00107-000	NUT	2	*	E16,E24
7	56700-31001-000	CUSHION ASSY, MIRROR	2		E16
8	08310-00107-000	NUT	2	*	E16
9	56500-24B10-000	MIRROR ASSY, REAR VIEW RH	1		E1,E15,E18,E25,E39
10	56600-24B10-000	MIRROR ASSY, REAR VIEW LH	1		E1,E15,E18,E25,E39
11	58200-24B02-000	CABLE ASSY, CLUTCH	1		
12	58300-24B02-000	CABLE ASSY, THROTTLE	1		
13	58621-24B00-000	COLLIER	1		
14	01107-06165-000	DISCONTINUED	1		
15	08321-21064-000	DISCONTINUED	1		
16	08310-11065-000	DISCONTINUED	1		
17	58830-24B00-000	DISCONTINUED	1		
18	09404-08402-000	DISCONTINUED	1		
19	09407-09402-000	CLIPS	1		
20	58273-31000-000	BOOT, CLUTCH CABLE	1		


Notes de page

DP019123.TIF LS650PG(E2) G 1986 / GUIDON - CABLE (LS650FG/FJ/FK)

TEXTE DE LA REMARQUE

OEM: REFER TO FIG.40 (F-8) FOR LS650PG/PJ/PK/PL,MODEL M/R

DP019025.TIF LS650PG(E2) G 1986 / HANDLEBAR - CONTROL CABLE (LS650PG/PJ/PK/PL,MODEL M/R)




Liste de pièces

DP019025.TIF LS650PG(E2) G 1986 / HANDLEBAR - CONTROL CABLE

(LS650PG/PJ/PK/PL,MODEL M/R)

REF NO	PART NO	DESCRIPTION	QTY	KIT	NOTES
1	56110-24B00-000	DISCONTINUED	1		MODEL G,->6110-24B20
1	56110-24B20-000	GUIDON	1		MODEL G/J/K/L/M
1	56110-24B40-000	DISCONTINUED	1		MODEL J/K,->6110-24B20
1	56110-24B41-000	DISCONTINUED	1		MODEL R
2	56500-38A60-000	MIRROR ASSY, REAR VIEW	2		E2,E4,E17,E21,E22,E34,, E53,E75,E77
2A	56524-28600-000	CAP	2	*	
3	56500-45670-000	MIRROR ASSY, REAR VIEW RH	1		E16,E24
4	56600-45670-000	MIRROR ASSY, REAR VIEW LH	1		E16,E24
5	56500-24B00-000	DISCONTINUED	1		E1,E15,E18,E25,E39
6	56600-24B00-000	DISCONTINUED	1		E1,E15,E18,E25,E39
7	58200-24B12-000	CABLE ASSY, CLUTCH	1		
8	58300-24B12-000	CABLE ASSY, THROTTLE	1		
9	58621-24B00-000	COLLIER	1		
10	01107-06165-000	DISCONTINUED	1		MODEL G/J/K/L/M
10	01570-06163-000	BOLT	1		MODEL R
11	08321-21064-000	DISCONTINUED	1		MODEL G/J/K/L/M
12	08310-11065-000	DISCONTINUED	1		MODEL G/J/K/L/M
12	08310-00063-000	NUT	1		MODEL R
13	58830-24B00-000	DISCONTINUED	1		
14	09404-08405-000	DISCONTINUED	1		
15	09407-09402-000	CLIPS	1		
16	58273-31000-000	BOOT, CLUTCH CABLE	1		

DP019308.TIF LS650PG(E2) G 1986 / POIGNEE COMMUTATEUR (MODELE G/J)



Liste de pièces

DP019308.TIF LS650PG(E2) G 1986 / POIGNEE COMMUTATEUR (MODELE G/J)

REF NO	PART NO	DESCRIPTION	QTY	KIT	NOTES
1	57110-38A02-000	GRIP, THROTTLE	1		
2	57216-38A00-000	CAP	1		
3	57420-38A00-000	DISCONTINUED	1		
4	57431-38A00-000	DISCONTINUED	1		
5	08319-21068-000	NUT	1		
6	37200-24B40-000	SWITCH ASSY, HANDLE RH	1		LS650FG,E2,E4,E15,E16,E18,, E22,E25,E34,E39
6	37200-24B70-000	SWITCH ASSY, HANDLE RH	1		LS650PG,E2,E4,E15,E16,E18,, E22,E25,E34,E39
6	37200-24B30-000	SWITCH ASSY, HANDLE RH	1		LS650FG,E24
6	37200-24B60-000	SWITCH ASSY, HANDLE RH	1		LS650PG,E24
6	37200-24C40-000	SWITCH ASSY, HANDLE RH	1		LS650FJ
6	37200-24C70-000	SWITCH ASSY, HANDLE RH	1		LS650PJ
7	09125-05029-000	DISCONTINUED	2	*	LS650FG/PG
7	37391-38A00-000	DISCONTINUED	2	*	LS650FJ/PJ
8	57465-18601-000	CONTACT	1	*	
9	57481-38A00-000	COUVRE CULASSE	1	*	
10	57484-38A00-000	SCREW	2	*	
11	57210-38A02-000	POIGNEE	1		
12	57216-38A00-000	CAP	1		
13	57500-24B10-000	LEVER ASSY, CLUTCH	1		MODEL G
13	57500-24B00-000	DISCONTINUED	1		MODEL J
14	57620-24B00-000	DISCONTINUED	1	*	
15	57531-24B00-000	BOULON	1	*	
16	57623-24B00-000	SPACER, CLUTCH LEVER	1	*	
17	08319-21068-000	NUT	1	*	
18	57441-24B00-000	REGLAGE	1	*	
19	57442-24B00-000	NUT,STEERING STEM	1	*	
20	01500-06207-000	BOLT, LEVER HOLDER	1	*	
21	08322-01067-000	WASHER	1	*	
22	57560-05A00-000	SWITCH, CLUTCH	1	*	MODEL J
23	02112-03205-000	SCREW	1	*	MODEL J
24	37400-24B40-000	SWITCH ASSY, HANDLE LH	1		LS650FG,E2,E24
24	37400-24B90-000	SWITCH ASSY, HANDLE LH	1		LS650PG,E2,E24
24	37400-24B10-000	SWITCH ASSY, HANDLE LH	1		LS650FG,E4,E15,E16,E18,, E22,E25,E34
24	37400-24B60-000	SWITCH ASSY, HANDLE LH	1		LS650PG,E4,E15,E16,E18,, E22,E25,E34
24	37400-24B20-000	SWITCH ASSY, HANDLE LH	1		LS650FG,E39
24	37400-24B70-000	SWITCH ASSY, HANDLE LH	1		LS650PG,E39
24	37400-24C10-000	SWITCH ASSY, HANDLE LH	1		LS650FJ,E4,E18,E22,E34,E75
24	37400-24C60-000	SWITCH ASSY, HANDLE LH	1		LS650PJ,E4,E18,E22,E34,E75
24	37400-24C20-000	SWITCH ASSY, HANDLE LH	1		LS650FJ E77
24	37400-24C70-000	SWITCH ASSY, HANDLE LH	1		LS650PJ E77
25	37391-38A00-000	DISCONTINUED	2	*	
26	09407-20405-000	O RING,D:3.5,ID:61.0	2		

Notes de page


DP019308.TIF LS650PG(E2) G 1986 / POIGNEE COMMUTATEUR (MODELE G/J)

TEXTE DE LA REMARQUE

OEM: REFER TO FIG.41A(F-11) FOR MODEL K/L/M/R

OEM: REFER TO FIG.41A(F-11) FOR MODEL K/L/M/R

DP019254.TIF LS650PG(E2) G 1986 / POIGNEE COMMUTATEUR (MODELE K/L/M/R)




Liste de pièces

DP019254.TIF LS650PG(E2) G 1986 / POIGNEE COMMUTATEUR (MODELE

K/L/M/R)

REF NO	PART NO	DESCRIPTION	QTY	KIT	NOTES
1	57110-38A02-000	GRIP, THROTTLE	1		
2	57216-38A00-000	CAP	1		
3	57420-24B00-000	DISCONTINUED	1		->7420-24B01
3	57420-24B01-000	LEVIER DE CAME	1		
4	57431-38A00-000	DISCONTINUED	1		->7431-38A10
4	57431-38A10-000	BOLT	1		
5	08319-21068-000	NUT	1		
6	37200-24C20-000	SWITCH ASSY, HANDLE RH	1		LS650FK
6	37200-24C60-000	SWITCH ASSY, HANDLE RH	1		LS650PK/PL, MODEL M/R
7	37391-38A00-000	DISCONTINUED	2	*	
8	57460-17C00-000	SWITCH ASSY, STOP	1		
9	57465-17C00-000	SCREW	1	*	
10	57210-38A02-000	POIGNEE	1		
11	57216-38A00-000	CAP	1		
12	57500-24B00-000	DISCONTINUED	1		MODEL K/L/M, ->7500-24B01
12	57500-24B01-000	LEVER ASSY, CLUTCH	1		MODEL R
13	57620-24B00-000	DISCONTINUED	1	*	->7620-24B01
13	57620-24B01-000	LEVER, CLUTCH	1	*	
14	57531-24B00-000	BOULON	1	*	
15	57623-24B00-000	SPACER, CLUTCH LEVER	1	*	
16	08319-21068-000	NUT	1	*	
17	57441-24B00-000	REGLAGE	1	*	MODEL K/L/M
17	57441-45C00-000	REGLAGE	1	*	MODEL R
18	57442-24B00-000	NUT,STEERING STEM	1	*	MODEL K/L/M
18	57442-45C00-000	NUT,STEERING STEM	1	*	MODEL R
19	01500-06207-000	BOLT, LEVER HOLDER	1	*	MODEL K/L/M
19	07130-06207-000	BOLT, LEVER HOLDER	1	*	MODEL R
20	08322-01067-000	WASHER	1	*	MODEL K/L/M
21	57560-05A00-000	SWITCH, CLUTCH	1	*	
22	02112-03205-000	SCREW	1	*	
23	37400-24C20-000	SWITCH ASSY, HANDLE LH	1		LS650FK
23	37400-24C70-000	SWITCH ASSY, HANDLE LH	1		LS650PK/PL, MODEL M/R
24	37391-38A00-000	DISCONTINUED	2	*	
25	09407-20405-000	O RING,D:3.5,ID:61.0	2		

DP019097.TIF LS650PG(E2) G 1986 / ETRIER AVT




Liste de pièces

DP019097.TIF LS650PG(E2) G 1986 / ETRIER AVT

REF NO	PART NO	DESCRIPTION	QTY	KIT	NOTES
	59300-24B00-000	DISCONTINUED	1		MODEL G,MODEL J E75, MODEL J/K/L/M E2,E24
	59300-24B10-000	DISCONTINUED	1		MODEL J/K/M,E1,E4,E15,E16,E17,, E18,E21,E22,E25,E34,E39,E53,, E77, MODEL R, ~F.NO.NP41A-115234, ~F.NO.NP41B-112991
	59300-24B11-000	CALIPER ASSY, LH	1		MODEL R, F.NO.NP41A-115235~, F.NO.NP41B-112992~
1	59300-24820-000	PISTON SET RV125	1	*	
2	59107-24B00-000	SEAL	1	**	
3	59108-24B00-000	DISCONTINUED	1	**	
4	59340-24B00-000	DISCONTINUED	2	*	MODEL G,MODEL J E75, MODEL J/K/L/M E2,E24, ->9300-24830
4	59340-24B10-000	DISCONTINUED	2	*	MODEL J/K/M,E1,E4,E15,E16,E17,, E18,E21,E22,E25,E34,E39,E53,, E77, MODEL R, ->9300-24830
5	59315-14600-000	SPRING	1	*	
6	59386-13A00-000	DUST SEAL	1	*	
7	59382-14500-000	DISCONTINUED	1	*	
8	59303-14500-000	DUST SEAL	1	*	
9	59305-14500-000	BOLT	1	*	
10	59306-14500-000	NUT	1	*	
11	59345-14600-000	PIN 16X10	1	*	
12	59351-24B00-000	DISCONTINUED	1	*	~F.NO.NP41A-115234, ~F.NO.NP41B-112991
13	59316-24B00-000	PLAQUE	1	*	~F.NO.NP41A-115234, ~F.NO.NP41B-112991
13	59316-24B10-000	DISCONTINUED	1	*	F.NO.NP41A-115235~, F.NO.NP41B-112992~
12	59351-24B00-000	DISCONTINUED	1	*	
14	59121-01A00-000	VIS DE PURGE	1	*	
15	59122-01A00-000	CAP	1	*	
16	09104-10029-000	BOLT	2		
17	08321-21107-	DISCONTINUED	2		MODEL G/J/K/L/M

	000				
17	08321-01107-000	LOCK WASHER	2		MODEL R
18	08322-21108-000	DISCONTINUED	2		MODEL G/J/K/L/M
18	08322-01107-000	WASHER	2		MODEL R

DP017820.TIF LS650PG(E2) G 1986 / DURIT DE FREIN AVT




Liste de pièces

DP017820.TIF LS650PG(E2) G 1986 / DURIT DE FREIN AVT

REF NO	PART NO	DESCRIPTION	QTY	KIT	NOTES
1	09360-10017-000	BOLT	2		MODEL G/J/K/L/M
1	09360-10039-000	BOLT	2		MODEL R
2	09161-10009-000	WASHER	4		
3	59480-24B01-000	HOSE LS650/G-K (FLACHLENKER)	1		LS650FG/FJ/FK
3	59480-24B11-000	DURIT	1		LS650PG/PJ/PK/PL, MODEL M/R
4	59541-24B00-000	GUIDE	1		
5	01547-06107-000	BOLT	1		
6	59268-24B00-000	GUIDE	1		

DP018543.TIF LS650PG(E2) G 1986 / MAITRE CYLINDRE AVT (LS650FG/FJ/FK)



Liste de pièces

DP018543.TIF LS650PG(E2) G 1986 / MAITRE CYLINDRE AVT (LS650FG/FJ/FK)

REF NO	PART NO	DESCRIPTION	QTY	KIT	NOTES
	59600-24B00-000	DISCONTINUED	1		LS650 FG/FJ
	59600-24B40-000	CYLINDER ASSY, FRONT MASTER (FLAT TYPE)	1		LS650FK, MICRO SWITCH TYPE
1	59600-36820-000	PISTON & CUP SET	1	*	
2	59667-49460-000	DIAPHRAGM	1	*	
3	59669-38A30-000	CAP	1	*	LS650FG/FJ
3	59669-24B00-000	CAP	1	*	LS650FK
4	59691-38A00-000	DISCONTINUED	2	*	
5	59671-38A00-000	HOLDER	1	*	
6	07110-06208-000	DISCONTINUED	2	*	
7	59664-48B00-000	PROTECTOR	1	*	LS650FK, FOR 59600-24B40
8	09250-05008-000	CAP	2		


Notes de page

DP018543.TIF LS650PG(E2) G 1986 / MAITRE CYLINDRE AVT (LS650FG/FJ/FK)

TEXTE DE LA REMARQUE

OEM: REFER TO FIG.45 (F-15) FOR LS650PG/PJ/PK/PL,MODEL M/R

DP018807.TIF LS650PG(E2) G 1986 / MAITRE CYLINDRE AVT (LS650PG/PJ/PK/PL,MODELE M/R)



Liste de pièces

DP018807.TIF LS650PG(E2) G 1986 / MAITRE CYLINDRE AVT

(LS650PG/PJ/PK/PL,MODELE M/R)

REF NO	PART NO	DESCRIPTION	QTY	KIT	NOTES
	59600-24B10-000	DISCONTINUED	1		LS650PG/PJ
	59600-24B50-000	MAITRE CYLINDRE	1		LS650PK/PL, MODEL M/R, MICRO SWITCH TYPE
1	59600-36820-000	PISTON & CUP SET	1	*	
2	59667-49460-000	DIAPHRAGM	1	*	
3	59669-38A30-000	CAP	1	*	LS650PG/PJ
3	59669-24B00-000	CAP	1	*	LS650PK/PL, MODEL M/R
4	59691-38A00-000	DISCONTINUED	2	*	
5	59671-38A00-000	HOLDER	1	*	
6	07130-06207-000	BOLT	2	*	
7	59664-48B00-000	PROTECTOR	1	*	LS650PK/PL, MODEL M/R, FOR 59600-24B50
8	09250-05008-000	CAP	2		

DP019433.TIF LS650PG(E2) G 1986 / BRAS PIVOT ARR



Liste de pièces

DP019433.TIF LS650PG(E2) G 1986 / BRAS PIVOT ARR

REF NO	PART NO	DESCRIPTION	QTY	KIT	NOTES
1	61100-24B01-019	DISCONTINUED	1		
1	61100-24B10-019	BRAS OSCILLANT	1		E34
2	09263-22017-000	BEARING	2		
3	61282-24B01-000	SPACER,12X17X60	1		
4	61251-24B00-000	ENTRETOISE	2		
5	08211-14341-000	THRUST WASHER	2		
6	61262-45002-000	DUST SEAL	2		
7	61211-24B00-000	SHAFT, PIVOT	1		
8	08319-31148-000	NUT	1		
9	61222-38A01-000	BOUCHON	2		
10	61310-24B02-000	CARTER CHAINE	1		
11	61320-24B02-000	CARTER CHAINE	1		
12	01517-06105-000	DISCONTINUED	2		MODEL G/J/K/L/M
12	01550-06103-000	BOLT	2		MODEL R
13	02142-06108-000	SCREW	2		MODEL G/J/K/L
13	02142-36108-000	SCREW	2		MODEL M
13	02112-76123-000	SCREW	2		MODEL R
14	08322-21067-000	DISCONTINUED	2		MODEL G/J/K/L
15	62100-24B00-000	ABSORBER ASSY, REAR SHOCK	2		
16	62313-24B00-000	BOLT, LOWER	2		
17	09160-10101-000	DISCONTINUED	4		
18	09160-14009-000	WASHER, UPPER INNER	2		
19	08313-11107-000	DISCONTINUED	4		

DP019495.TIF LS650PG(E2) G 1986 / AILE ARR



Liste de pièces

DP019495.TIF LS650PG(E2) G 1986 / AILE ARR

REF NO	PART NO	DESCRIPTION	QTY	KIT	NOTES
1	63110-24B03-13Z	DISCONTINUED	1		MODEL G
1	63110-24B03-00J	DISCONTINUED	1		MODEL G
1	63110-24B10-24V	DISCONTINUED	1		MODEL J/K/L
1	63110-24B10-33D	DISCONTINUED	1		MODEL J/K/L
1	63110-24B10-13Z	FENDER VL1500/K3	1		MODEL M
1	63110-24B10-33H	FENDER, REAR (BLUE)	1		MODEL M
1	63110-24B10-22U	GARDE BOUE AR	1		MODEL R
1	63110-24B10-33J	FENDER VL1500/K3	1		MODEL R
2	09100-08184-000	BOLT	4		MODEL G/J/K/L/M
2	09103-08152-000	BOLT	4		MODEL R
3	08322-01083-000	WASHER	4		MODEL G/J/K/L/M
4	35916-24B12-000	BRACKET,LICENCE PLATE	1		MODEL G/J/K/M/R, E2,E4,E15,E16,E17,E18,E21,,E22,E25,E34,E39,E53,E75,E77, MODEL K/L E24
5	35916-24B01-000	BRACKET,LICENCE PLATE	1		MODEL G E24,MODEL K/M E1
6	01500-06203-000	DISCONTINUED	3		MODEL G/J/K/L/M
6	09116-06065-000	DISCONTINUED	3		MODEL R
7	09160-06057-000	DISCONTINUED	3		MODEL G/J/K/L/M
8	09180-06011-000	DISCONTINUED	3		
9	09320-09016-000	CUSHION	3		
10	09404-06402-000	DISCONTINUED	1		
11	63311-38A00-000	EXTENSION, REAR	1		MODEL G/J/K/L/M, E16,E17,E18,E22,E77, MODEL K/M E15
11	63311-38A10-000	EXTENSION, REAR	1		MODEL G E15
11	63311-38A20-000	EXTENSION, REAR	1		MODEL R E15,E17,E18,E22
12	02142-06164-000	DISCONTINUED	2		E15,E16,E17,E18,E22,E77
13	09169-06037-000	WASHER	2		E15,E16,E17,E18,E22,E77
14	08319-21065-000	DISCONTINUED	2		E15,E16,E17,E18,E22,E77
15	02112-06207-000	VIS	1		E15,E16,E17,E18,E22,E77
16	09180-06092-000	RONDELLE	1		E15,E16,E17,E18,E22,E77
17	08319-31065-000	DISCONTINUED	1		E15,E16,E17,E18,E22,E77
18	63332-43520-000	MUD FLAP, REAR	1		E15
19	63312-38A00-000	WASHER,THRUST	1		E15
20	02142-05124-000	DISCONTINUED	3		E15
21	09180-05015-000	DISCONTINUED	2		E15

22	08322-21055-000	DISCONTINUED	2		E15
23	09160-05031-000	DISCONTINUED	1		E15
24	08319-21055-000	DISCONTINUED	3		E15
25	63390-24B00-000	MUDFLAP SET, REAR	1		E77 OPT
26	63332-43520-000	MUDFLAP	1	*	E77 OPT
27	63312-38A00-000	WASHER,THRUST	1	*	E77 OPT
28	02142-05124-000	DISCONTINUED	3	*	E77 OPT
29	09180-05015-000	DISCONTINUED	2	*	E77 OPT
30	08322-21055-000	DISCONTINUED	2	*	E77 OPT
31	09160-05031-000	DISCONTINUED	1	*	E77 OPT
32	08319-21055-000	DISCONTINUED	3	*	E77 OPT
33	68319-40C00-000	DISCONTINUED	1		
33	68319-40C20-000	LABEL WARNING SAF.	1		E18,E22,E39
33	68319-40C30-000	LABEL WARNING SAF.	1		E4,E21
33	68319-40C40-000	LABEL WARNING SAF.	1		E34
33	68319-40C51-000	LABEL WARNING SAF.	1		E53
34	68623-17D00-000	LABEL, CAUTION FUEL	1		E2
35	68332-24B40-000	LABEL, TIRE AIR PRESSURE	1		WITH OUT DARWING
35	68332-24B50-000	LABEL, TIRE AIR PRESSURE	1		E4,WITH OUT DARWING
35	68332-24B60-000	LABEL, TIRE AIR PRESSURE	1		E17,E22,WITH OUT DARWING
36	99011-24B20-01U	MANUAL, OWNER'S	1		MODEL G
36	99011-24B20-009	MANUAL, OWNER'S	1		MODEL G E15,E16
36	99011-24B22-042	MANUAL, OWNER'S	1		MODEL J
36	99011-24B23-042	MANUAL, OWNER'S	1		MODEL K
36	99011-24B24-01B	MANUAL, OWNER'S	1		MODEL L
36	99011-24B25-01B	MANUAL, OWNER'S	1		MODEL M E1
36	99011-24B25-01S	MANUAL, OWNER'S	1		MODEL M E53
36	99011-24B25-011	MANUAL, OWNER'S	1		MODEL M E2,E15,E16,E17
36	99011-24B25-022	MANUAL, OWNER'S	1		MODEL M E4,E18,E22,E25,E39
36	99011-24B28-011	MANUAL, OWNER'S	1		MODEL R, WITH OUT DRAWING

DP019887.TIF LS650PG(E2) G 1986 / ROUE ARR



Liste de pièces

DP019887.TIF LS650PG(E2) G 1986 / ROUE ARR

REF NO	PART NO	DESCRIPTION	QTY	KIT	NOTES
1	64110-24B00-000	DISCONTINUED	1		
2	09180-17069-000	RONDELLE	1		
3	08143-63037-000	BEARING	2		
4	64651-31001-000	SHOCK ABSORBER, HUB	6		
5	64210-24B00-000	DISCONTINUED	1		
6	64410-11301-000	DISCONTINUED	2		MODEL G, MODEL J E75, MODEL J/K/L/M/ E2,E24, ->4400-11830
6	64410-44B00-000	DISCONTINUED	2		MODEL J/K/M E1,E4,E15,E16,, E17,E18,E21,E22,E25,E34,, E39,E77, MODEL R, ->4400-44810
7	55420-30000-000	SPRING	2		
8	54440-08004-000	CAME DE FREIN	1		
9	09280-15001-000	DISCONTINUED	1		
10	09160-15001-000	WASHER	1		
11	64451-24B00-000	LEVIER	1		
12	09448-33006-000	SPRING	1		
13	01107-06257-000	DISCONTINUED	1		MODEL G/J/K/L/M
13	01570-06253-000	BOLT	1		MODEL R
14	08321-21067-000	DISCONTINUED	1		MODEL G/J/K/L/M
15	64611-31003-000	DRUM, SPROCKET	1		
16	09262-25073-000	BEARING	1		
17	09285-33001-000	OIL SEAL	1		
18	64733-31300-000	RETAINER, DRUM	1		
19	09180-17082-000	SPACER, RH	1		
20	09180-17083-000	SPACER, LH	1		
21	64711-24B00-000	AXLE, REAR	1		MODEL G/J/K/L/M
21	64711-24B01-000	DISCONTINUED	1		MODEL R
22	09160-17013-000	WASHER	1		
23	09159-16002-000	NUT	1		
24	64510-24B01-000	DISCONTINUED	1		
25	64512-24B01-000	WASHER,THRUST	1	*	
26	01517-06128-000	DISCONTINUED	8	*	MODEL G/J/K/L/M
26	01550-06123-000	BOLT	8	*	MODEL R
27	09105-10005-000	BOLT	6		
28	08319-	DISCONTINUED	6		

	31105-000			
29	61410-24B00-000	TENDEUR DE CHAINE	2	
30	09104-08023-000	BOLT	2	
31	08310-22088-000	DISCONTINUED	2	MODEL G/J/K/L/M
31	08310-00087-000	NUT	2	MODEL R
32	65311-24B00-000	DISCONTINUED	1	MODEL G/J
32	65311-24B01-000	RIM, REAR WHEEL (WM2.75X15M/C)	1	MODEL K/L/M/R
33	65320-24B00-000	SPOKE SET, REAR	1	
34	65100-24B00-000	DISCONTINUED	1	MODEL G/J
34	65100-24B01-000	DISCONTINUED	1	MODEL K/L/M/R
35	65200-24B00-000	DISCONTINUED	1	
36	65261-24B01-000	PROTECTOR	1	
37	55412-38A00-000	BALANCER, WHEEL (20G)	0%3	
37	55413-38A00-000	BALANCER (30G)	0%3	

DP019070.TIF LS650PG(E2) G 1986 / OPTIONNEL



Liste de pièces

DP019070.TIF LS650PG(E2) G 1986 / OPTIONNEL

REF NO	PART NO	DESCRIPTION	QTY	KIT	NOTES
1	99000-25110-000	BRAKE PAD GREASE (PBC)	1		20G
2	99000-32020-000	THREAD LOCK, SUPER (1333)	1		50G
2	99000-32030-000	THREAD LOCK, SUPER (1303B)	1		50G
2	99000-32050-000	THREAD LOCK, 50 GR	1		50G
2	99000-32100-000	DISCONTINUED	1		50G
2	99000-32130-000	THREAD LOCK, SUPER (1360)	1		50G
3	99000-32040-000	THREAD LOCK CEMENT	1		200G
4	99000-31110-000	DISCONTINUED	1		100G
5	99000-25030-000	SUZUKI SUPER GREASE	1		150G
6	99000-25140-000	SUZUKI MOLY PASTE	1		50G
7	99000-10109-019	DISCONTINUED	1		90G
7	99000-10209-00J	DISCONTINUED	1		90G
7	99000-10209-13Z	DISCONTINUED	1		90G
7	99000-10209-24V	DISCONTINUED	1		90G
7	99000-10209-33D	DISCONTINUED	1		90G
7	99000-10209-33H	DISCONTINUED	1		90G
7	99000-10209-22U	DISCONTINUED	1		90G
7	99000-10209-33J	DISCONTINUED	1		90G